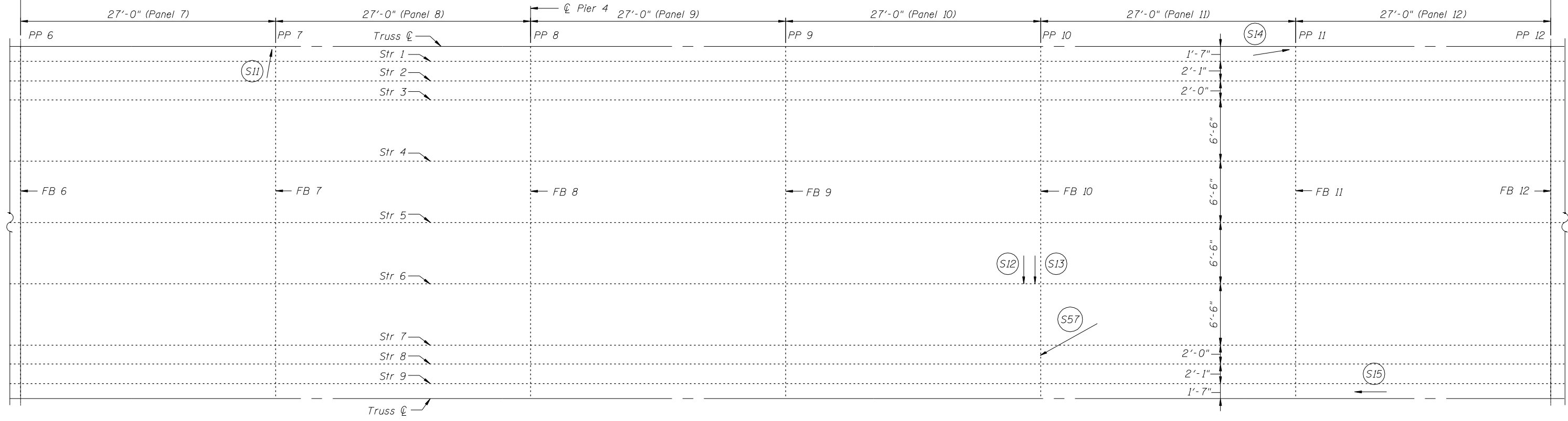
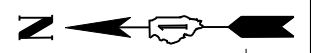


162'-0"

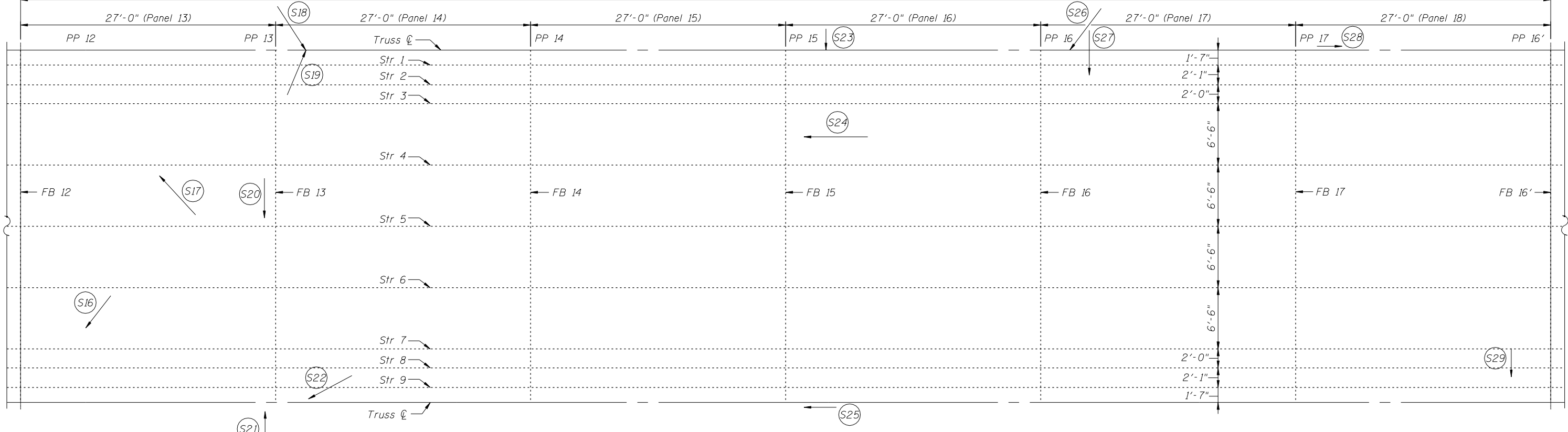


FRAMING PLAN - SPAN 4/5 (PP6-PP12)

*See Structural Steel Repair Tables on Sht's. S42 & S44

LEGEND:
 ○ = *Item defect number
 △ = Girder number
 Str = Stringer
 FB = Floor Beam
 PP = Panel Point

162'-0"



FRAMING PLAN - SPAN 5 (PP12-PP16')

FILE NAME = :I:\03103.1+55 over des planes\Structural\CADD Sheets\160962-34-SB-Framing_Plan-III.dgn



USER NAME = IDOT	DESIGNED - J.C.N./B.N.S./J.W.	REVISED -
PLOT SCALE = 0:2.0000 '1' / IN.	CHECKED - B.N.S./J.W.	REVISED -
PLOT DATE = 1/18/2013	DRAWN - F.M.	REVISED -
	DATE - JANUARY 16, 2013	REVISED -

**STATE OF ILLINOIS
DEPARTMENT OF TRANSPORTATION**

**FRAMING PLAN - SOUTHBOUND-III
STRUCTURE NO. 099-0008**

SHEET NO. S34 OF S60 SHEETS

F.A.I. RTE.	SECTION	COUNTY	TOTAL SHEETS	SHEET NO.
55	87B, D-BR-I	WILL	106	73
CONTRACT NO. 60R62				
ILLINOIS FED. AID PROJECT				