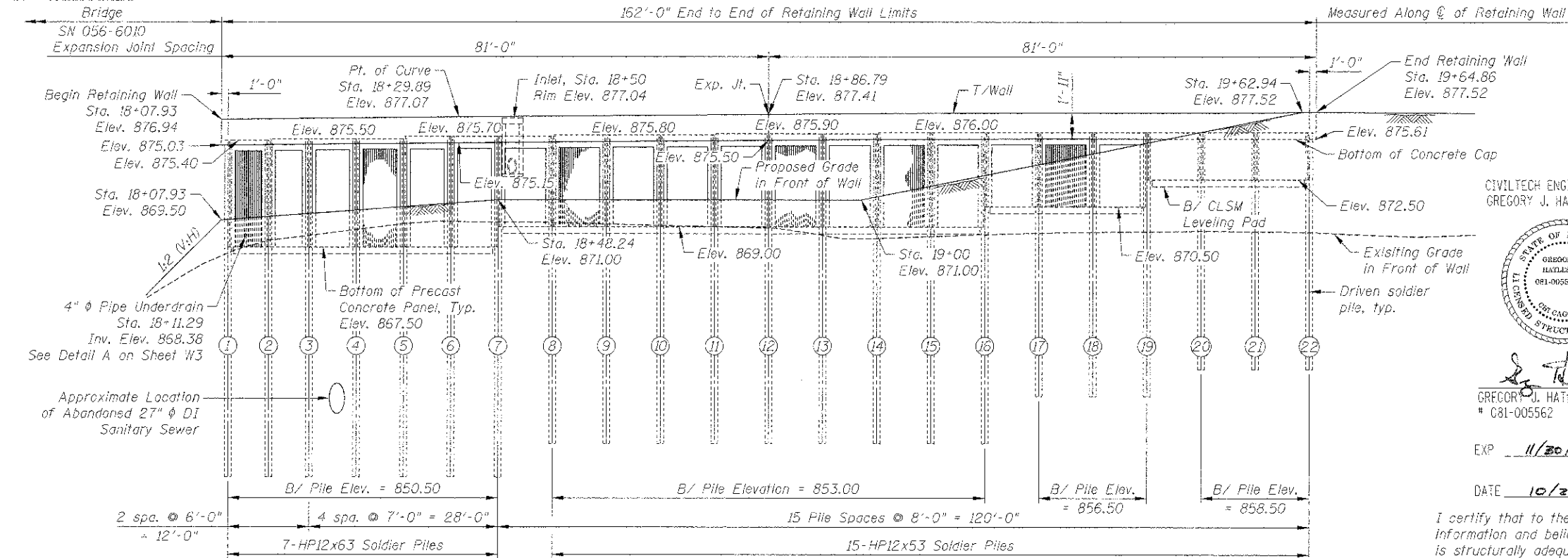


Bench Mark: TBM #2, cross cut (Set) in South edge of rim of sanitary manhole
 N.A.V.D. '88 Elev. 873.44, Sta. 24+32.70; Offset 129.79' Right

Existing Structure: None



DESIGN SPECIFICATIONS

2002 AASHTO Standard Specifications for Highway Bridges, 17th Ed.

DESIGN STRESSES

FIELD UNITS

$f'_c = 3,500$ psi
 $f_y = 60,000$ psi (reinforcement)
 $f_y = 50,000$ psi (AASHTO M270 Gr. 50)


PRECAST PRESTRESSED UNITS

$f'_c = 4,000$ psi
 $f_y = 60,000$ psi (reinforcement)

CURVE DATA

$D = 8^\circ 44' 51''$
 $\Delta = 90^\circ 17' 41''$ (LT)
 P.I. = Sta. 24+88.26
 P.C. = Sta. 18+29.89
 P.T. = Sta. 28+62.13
 $R = 655.00'$
 $T = 658.38'$
 $L = 1,032.24'$
 $E = 273.70'$

CIVILTECH ENGINEERING, INC.
 GREGORY J. HATLESTAD, S.E.

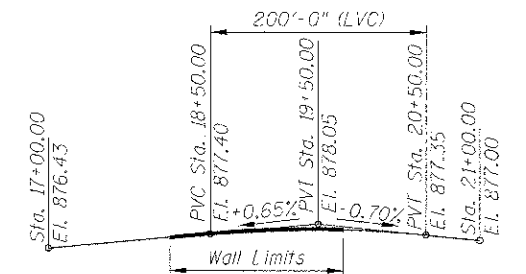


GREGORY J. HATLESTAD, S.E.
 # 081-005562

EXP 11/30/12

DATE 10/22/12

I certify that to the best of knowledge, information and belief, this bridge design is structurally adequate for the design loading shown on the plans. The design is an economical one for the style of structure and complies with requirements of the current AASHTO Standard Specifications for Highway Bridges.



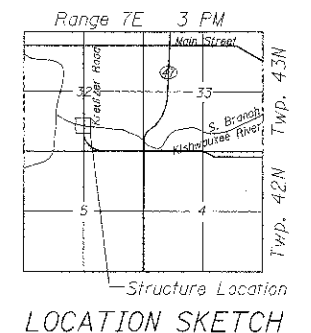
PROPOSED PROFILE KREUTZER ROAD

ELEVATION

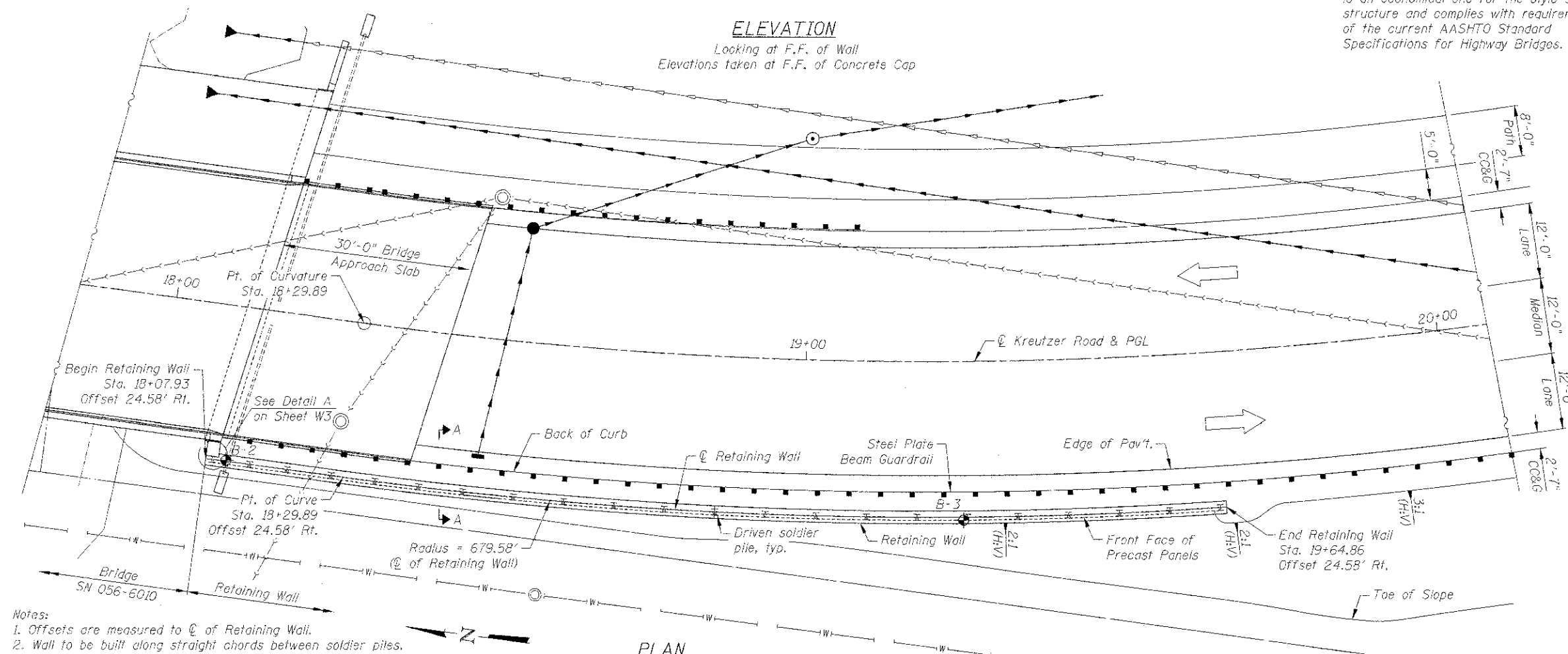
Looking at F.F. of Wall
 Elevations taken at F.F. of Concrete Cap

LEGEND

- ◆ Soil Boring
- Watermain
- Existing Sanitary Sewer
- Existing Storm Sewer
- Proposed Storm Sewer
- Proposed ROW
- Proposed Pipe Underdrain



GENERAL PLAN & ELEVATION
KREUTZER ROAD RETAINING WALL
 F.A.U. 4068 SECTION 07-00031-00-PV
 McHENRY COUNTY
 STA. 18+07.93 TO STA. 19+64.89



- Notes:
- Offsets are measured to C of Retaining Wall.
 - Wall to be built along straight chords between soldier piles.
 - See Sheet W3 for Section A-A.

CIVILTECH
 460 E Devon Ave, Suite 300
 Itasca, Illinois 60143
 Tel: 630.773.3900 Fax: 630.773.3975
 www.civiltechinc.com

DRAWN	- K. BOCHNOWSKI	REVISED	-
DESIGNED	- M. LANGE	REVISED	-
CHECKED	- G. HATLESTAD	REVISED	-
DATE	- 10/22/12	REVISED	-

STATE OF ILLINOIS
 DEPARTMENT OF TRANSPORTATION

GENERAL PLAN & ELEVATION
 KREUTZER ROAD RETAINING WALL

SHEET NO. W1 OF W5 SHEETS

F.A.U. NO.	SECTION	COUNTY	TOTAL SHEETS	SHEET NO.
4068	07-00031-00-PV	McHENRY	167	107
CONTRACT NO. 63743			ILLINOIS FED. AID PROJECT	