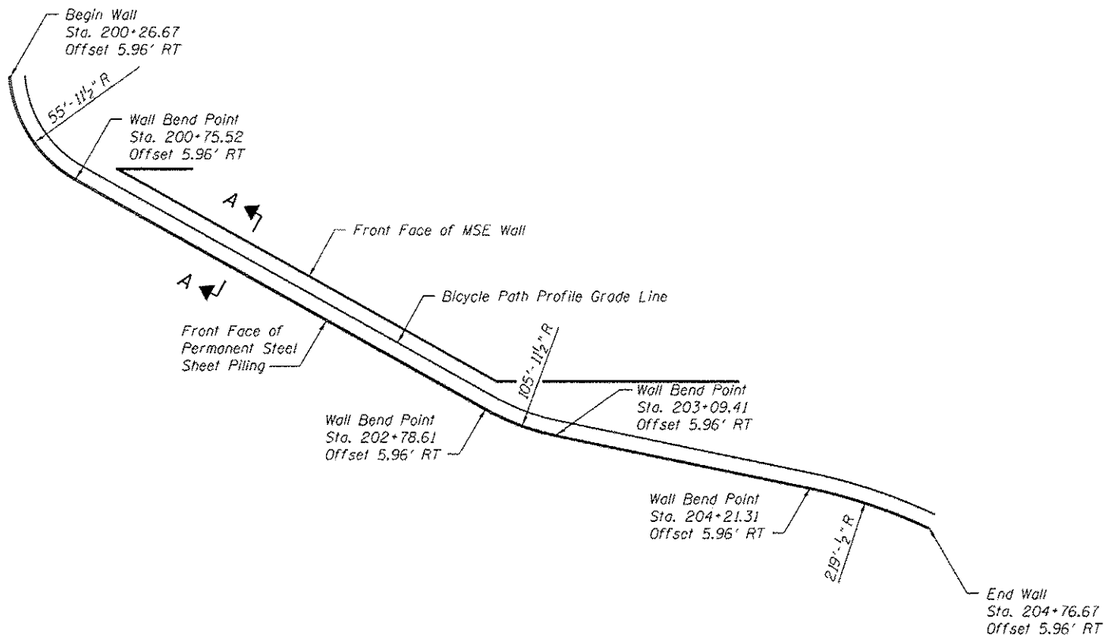

PLAN

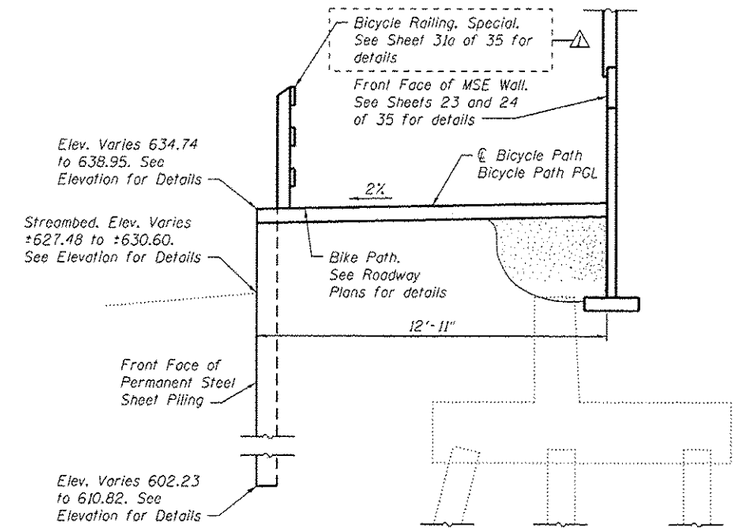

SECTION A-A
(Looking East)
(Horizontal Dimensions @ Rt. ∠'s)

Note:
See Sheet 1 of 35 for location of overhead transmission lines. Contractor must communicate with Commonwealth Edison. See General Notes on Sheet 2 of 35.

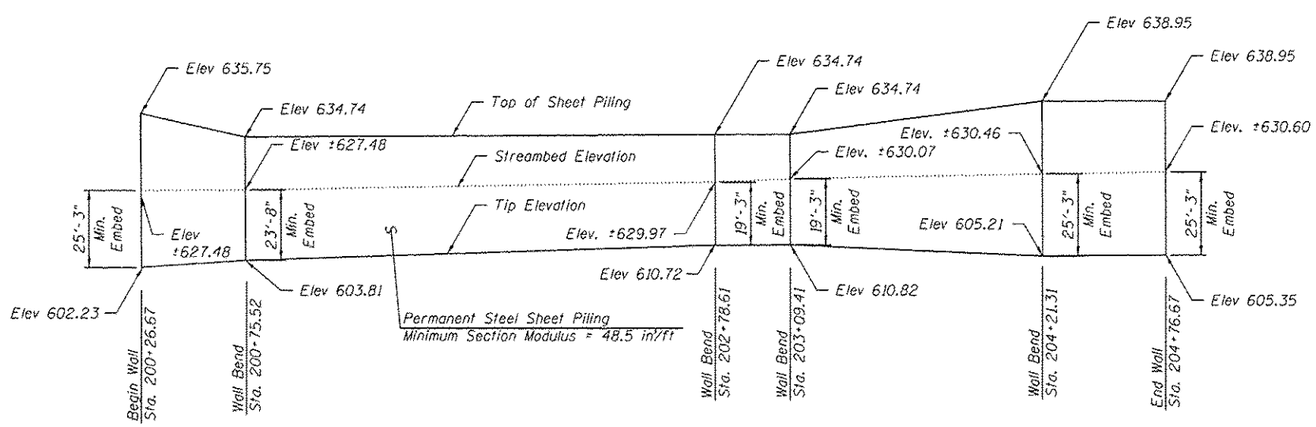

ELEVATION

BILL OF MATERIAL

Item	Unit	Total
Permanent Steel Sheet Piling	Sq Ft.	12,893

FILE NAME = S:\IDOT\6380-6399\6316\025\Micro\Shts\Structural Plans\098-0015-64C17-024-SPILE.dgn

STRAND ASSOCIATES® IDFPR NO. 184-001273
1170 SOUTH HOUBOLT ROAD
JOLIET, ILLINOIS 60431
(815) 744-4200

USER NAME = brianf	DESIGNED - RRD	REVISED ⚠ RRD 4/5/2013	
	CHECKED - AJS	REVISED	
PLOT SCALE =	DRAWN - BJF	REVISED	
PLOT DATE = 4/11/2013	CHECKED - RRD	REVISED	

STATE OF ILLINOIS
DEPARTMENT OF TRANSPORTATION

PERMANENT SHEET PILE WALL (1 of 2)
STRUCTURE NO. 098-0015
SHEET NO. 31 OF 35 SHEETS

F.A.P. RTE.	SECTION	COUNTY	TOTAL SHEETS	SHEET NO.
646	101 BR-3	WHITESIDE	113	87
		CONTRACT NO. 64C17		
		ILLINOIS FED. AID PROJECT		