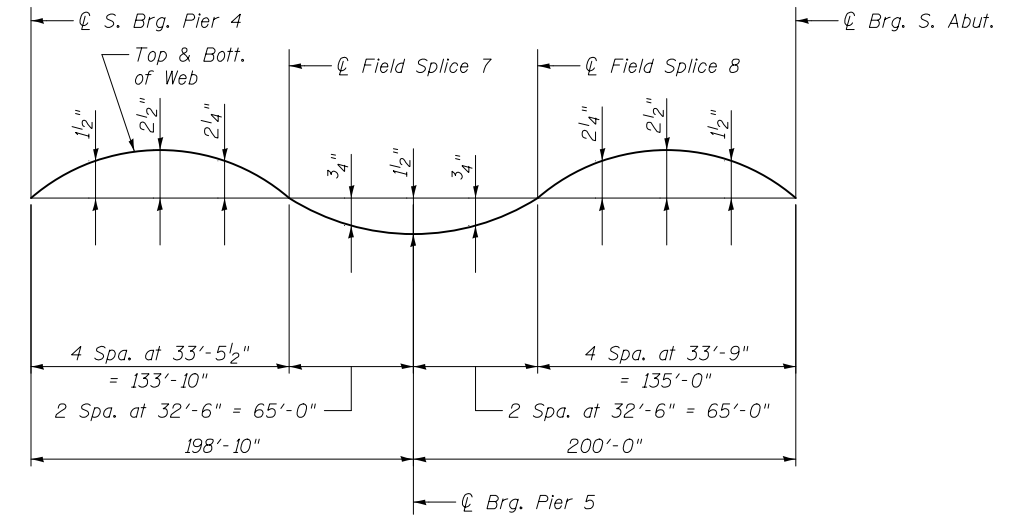
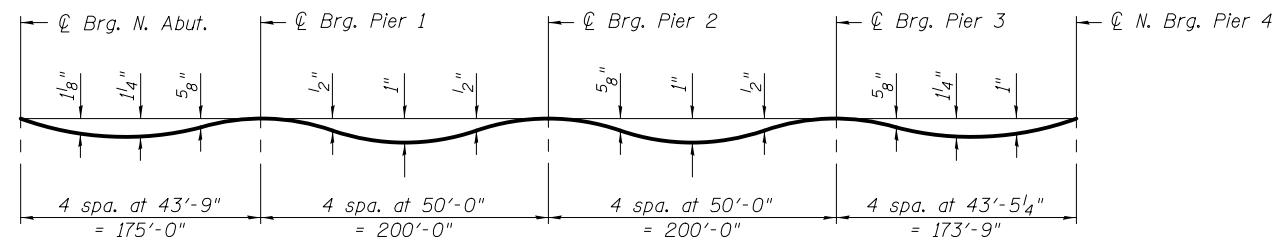


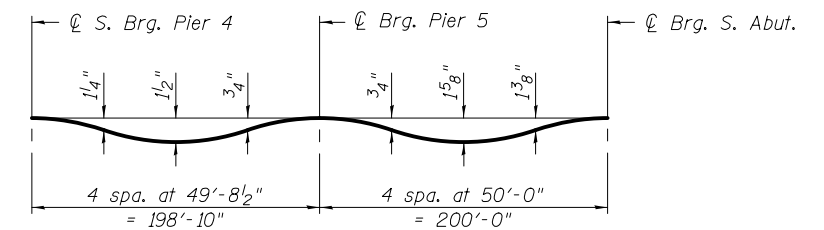
CAMBER DIAGRAM - UNIT 1



CAMBER DIAGRAM - UNIT 2



STEEL DEFLECTION DIAGRAM - UNIT 1



STEEL DEFLECTION DIAGRAM - UNIT 2



USER NAME =	DESIGNED - RLM	REVISED
	CHECKED - JTH	REVISED
PLOT SCALE =	DRAWN - PRC	REVISED
PLOT DATE = 2/1/2013	CHECKED - RLM	REVISED

STATE OF ILLINOIS
DEPARTMENT OF TRANSPORTATION

CAMBER DIAGRAMS
STRUCTURE NO. 014-0033

SHEET NO. 33 OF 61 SHEETS

F.A.P. RTE.	SECTION	COUNTY	TOTAL SHEETS	SHEET NO.
42	1-1BR-2	CLINTON	159	102
CONTRACT NO. 76479				
ILLINOIS FED. AID PROJECT				