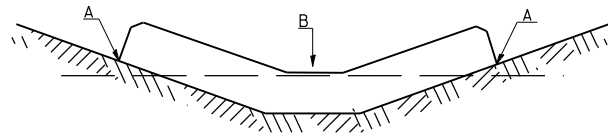


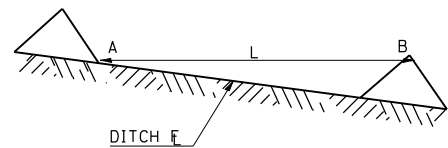
TEMPORARY DITCH CHECKS

PLACEMENT OF TEMPORARY DITCH CHECK IN DRAINAGE WAY



POINTS A SHOULD BE HIGHER THAN POINT B

SPACING BETWEEN TEMPORARY DITCH CHECKS



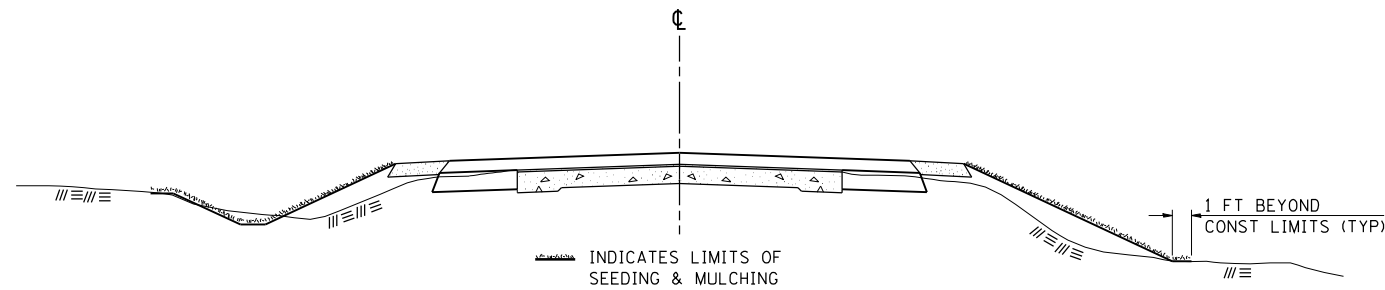
L = THE DISTANCE SUCH THAT POINTS A AND B ARE OF EQUAL ELEVATION

B = THE LOW POINT IN CENTER OF CHECK

STD. 9-108

REVISIONS	
DRAWN	9-01-99
REVISED	10-3-01
RESIZED	5-8-08
REVISED	05-04-10

SEEDING & MULCHING



GENERAL NOTES

IN GENERAL, ALL EARTH SURFACES DISTURBED DURING CONSTRUCTION OPERATIONS SHALL BE SEEDED AND MULCHED UPON COMPLETION OF ALL GRADING OPERATIONS.

FERTILIZER NUTRIENTS AND LIMESTONE SHALL BE APPLIED TO ALL SEEDED AREAS.

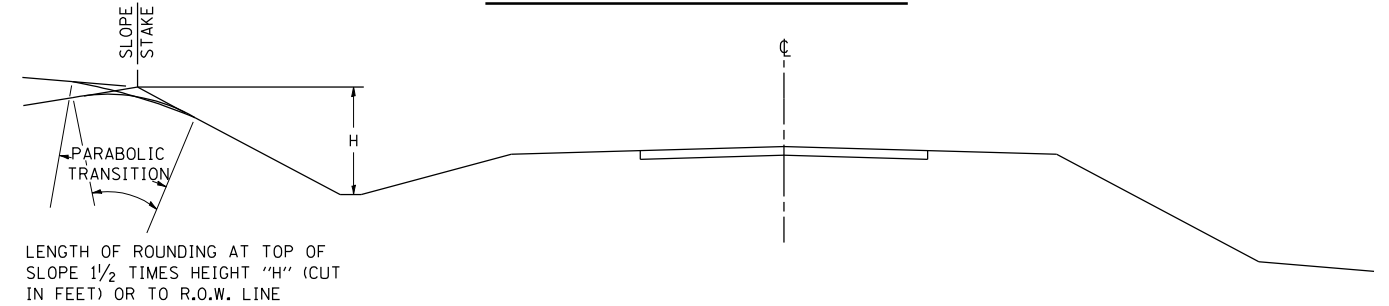
THE RATES OF APPLICATION OF FERTILIZER, MULCH AND LIMESTONE SHALL BE AS SPECIFIED IN THE SPECIAL PROVISIONS.

SECTIONS 250 AND 251 OF THE STANDARD SPECIFICATIONS SHALL GOVERN THIS WORK EXCEPT AS SPECIFIED HEREIN OR AS NOTED IN THE SPECIAL PROVISIONS.

STD. 9-12

REVISIONS	
REDRAWN	2-15-89
REVISED	8-15-94
REVISED	6-3-99
REVISED	3-27-08

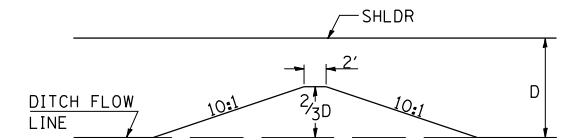
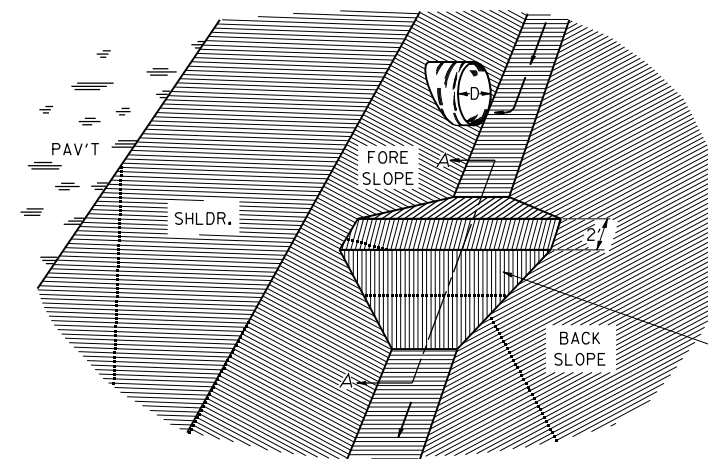
TYPICAL SECTIONS OF TRANSITIONS OF SLOPES AND INCIDENTAL GRADING



SECTION SHOWING TRANSITIONS OF PROPOSED SLOPES

NOTE:

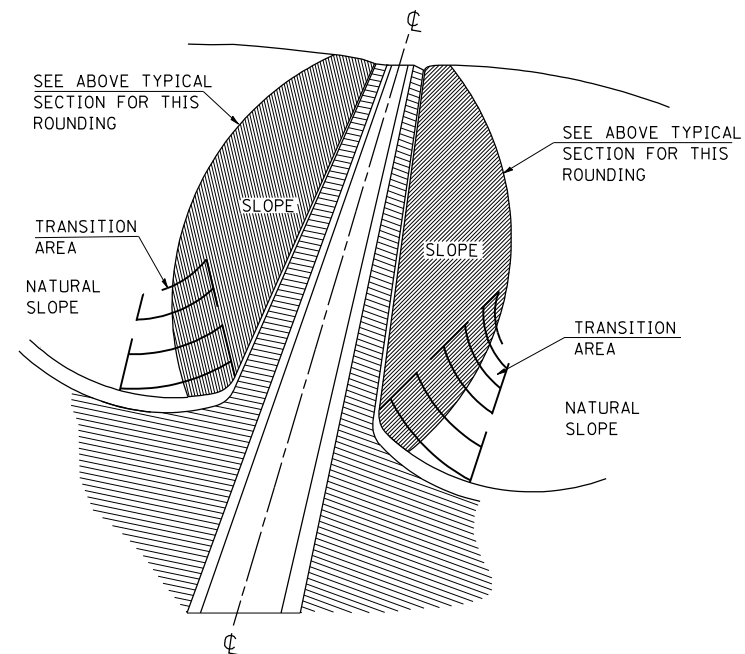
DITCH PLUG TO BE CONSTRUCTED AS DIRECTED BY THE ENGINEER, INCLUDED IN THE EARTH EXCAVATION



SECTION A-A

EARTH DITCH PLUG TO BE CONSTRUCTED AT LOCATIONS SHOWN ON THE PLANS OR AS DIRECTED BY THE ENGINEER, AND TO BE CONSIDERED INCLUDED IN THE EARTH EXCAVATION.

DITCH PLUG DETAIL



DETAIL OF SLOPE TO NATURAL GROUND TRANSITION

TRANSITION GRADING

TRANSITION GRADING BETWEEN CUT AND FILL SLOPES AND BETWEEN CUT SLOPES AND NATURAL GROUND WILL BE REQUIRED ON THIS IMPROVEMENT. THE TRANSITION SHALL BE ROUNDED AND STREAMLINED IN ORDER TO BLEND THE CUT SLOPES AND THE FILL SLOPES INTO EACH OTHER AND INTO THE ADJACENT TERRAIN. THE SLOPES AS SHOWN ON THE CROSS SECTIONS IN THESE PLANS MAY BE VARIED SOMEWHAT IN THE TRANSITION AREAS AS DIRECTED BY THE ENGINEER IN ORDER TO MEET THIS GRADING REQUIREMENT. THE QUANTITIES OF EARTH EXCAVATION INVOLVED ARE INCLUDED IN THE BALANCE QUANTITIES SHOWN ON THE PLANS AND NO OTHER COMPENSATION WILL BE ALLOWED.

STD. 9-17

REVISIONS	
REDRAWN	2-15-89
REVISED	5-8-08

FILE NAME =	USER NAME = \$USER*	DESIGNED - JRD	REVISED -
\$FILEL\$		DRAWN - MSK	REVISED -
		CHECKED - SLD	REVISED -
		DATE - 02/01/2013	REVISED -

STATE OF ILLINOIS
DEPARTMENT OF TRANSPORTATION

DISTRICT DETAILS

SCALE: N. T. S. SHEET NO. 2 OF 7 SHEETS STA. TO STA.

F.A.I. RTE.	SECTION	COUNTY	TOTAL SHEETS	SHEET NO.
57	(X1-6-2,X1-5,(X1-4-1BR-1)R-1	WILLIAMSON	202	114
CONTRACT NO. 78334				

ILLINOIS FED. AID PROJECT