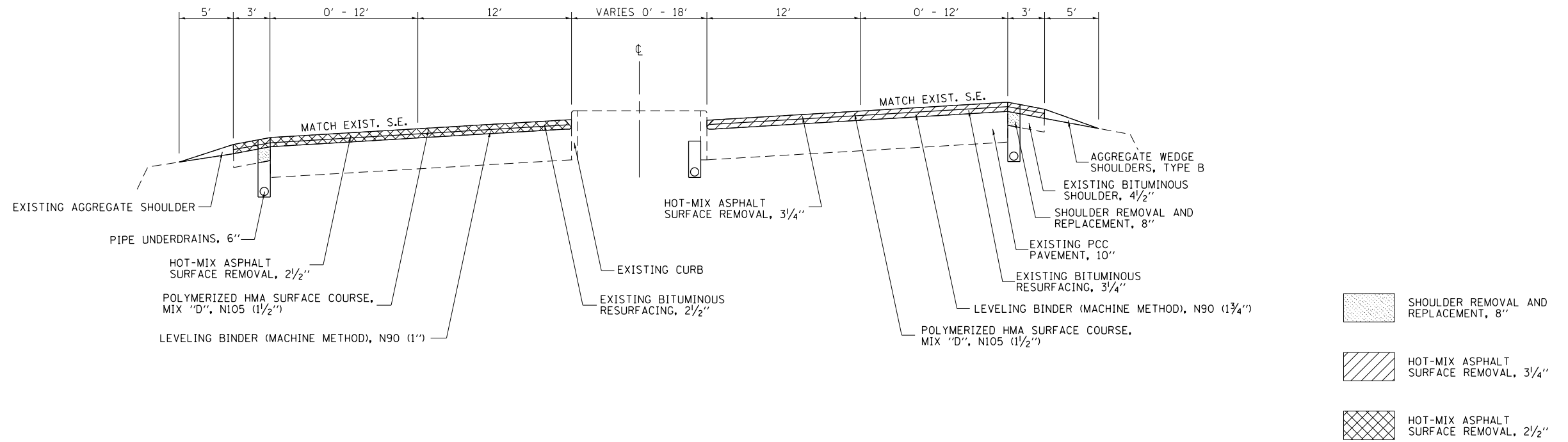





TYPICAL CROSS SECTION

STA 23+85 TO STA 50+16

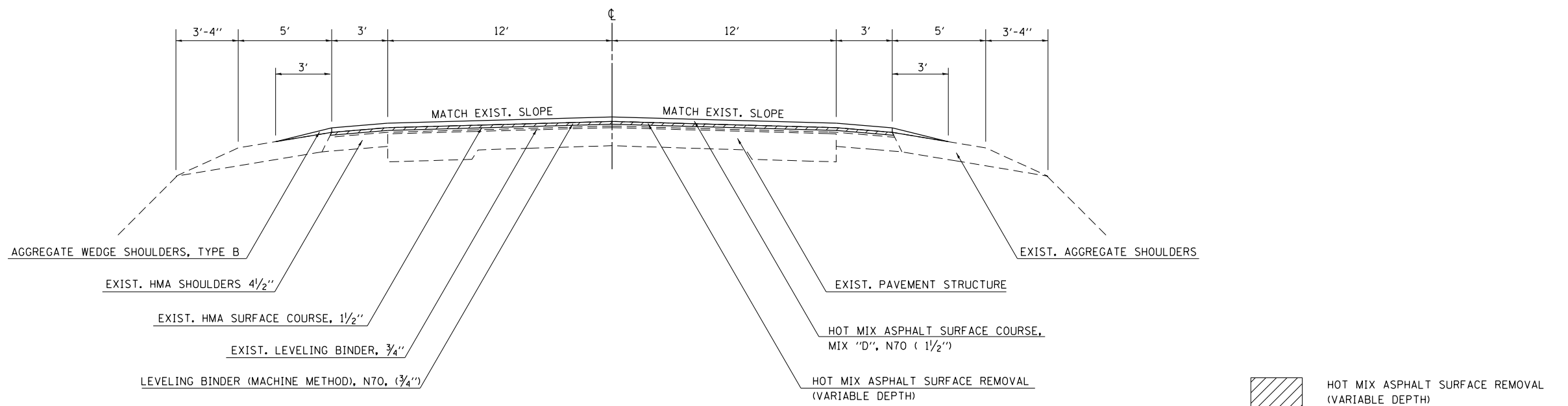


-  SHOULDER REMOVAL AND REPLACEMENT, 8"
-  HOT-MIX ASPHALT SURFACE REMOVAL, 3 1/4"
-  HOT-MIX ASPHALT SURFACE REMOVAL, 2 1/2"

NOTE: NOT DRAWN TO SCALE

TYPICAL CROSS SECTION

STA. 50+16 TO STA. 176+43
 STA. 192+64 TO STA. 362+43
 STA. 363+43 TO STA. 440+73



-  HOT MIX ASPHALT SURFACE REMOVAL (VARIABLE DEPTH)

NOTE: NOT DRAWN TO SCALE

FILE NAME =	USER NAME = steffenmk	DESIGNED -	REVISED -
ct:\pw\work\p\dot\steffenmk\d0263618\0784977-sh-typical.dgn		DRAWN -	REVISED -
	PLOT SCALE = 100.0000' / 1\"/>		

STATE OF ILLINOIS
 DEPARTMENT OF TRANSPORTATION

TYPICAL CROSS SECTIONS

SCALE: NA SHEET NO. 1 OF 3 SHEETS STA. TO STA.

F.A.P. RTE.	SECTION	COUNTY	TOTAL SHEETS	SHEET NO.
332	(16.17,18)RS-2	LAWRENCE	40	8
CONTRACT NO. 94977			ILLINOIS FED. AID PROJECT	