CONTRACT NO. 64583

F.A.P. RTE.	SECTION	COUNTY	TOTAL SHEETS	SHEET NO.
567	34X-BR	DEKALB	90	51
STA.	TO STA.			
FED. ROAD DIST. NO.	ILLINOIS	FED. AID PROJECT		

STATE OF ILLINOIS
DEPARTMENT OF TRANSPORTATION

ROUTE NO.	SECTION	COUNTY	TOTAL SHEETS	SHEET NO.
F.A.R.T. 4 (S2)	34-X-BY	DeKalb	15	9
FED. ROAD DIST. NO. 3	ILLINOIS	FED. AID PROJECT		

SHEET NO. 5
9 SHEETS

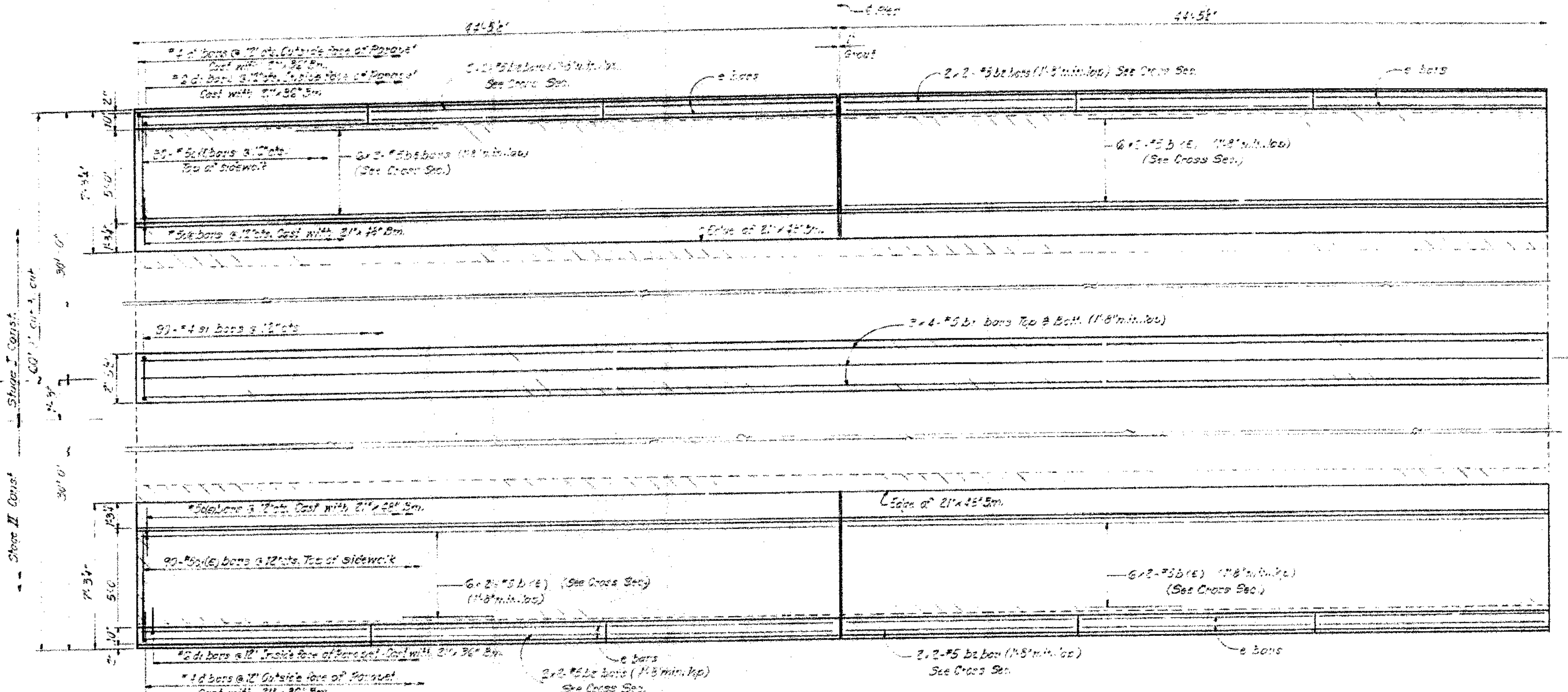

PLAN

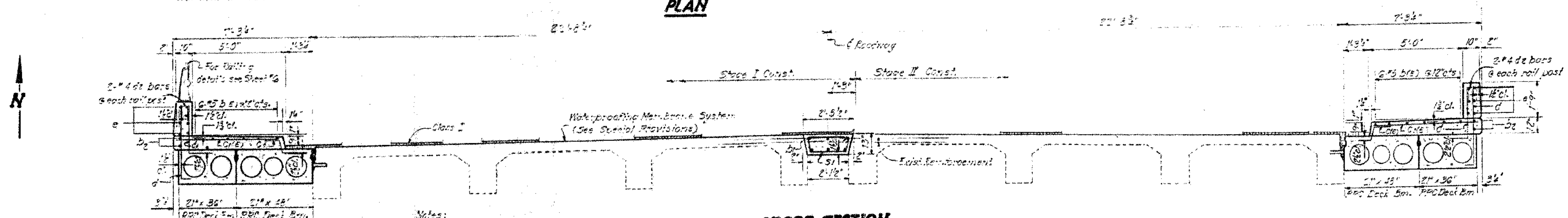

Notes:
Hatched area indicates Concrete Removal.
Reinforcement bars designated (E) shall be epoxy coated. See Special Provisions.
Bars indicated thus 3x4-#5 etc. indicates 3 lines of bars with 4 lengths per line.
Reinforcement extending into removed area shall be cleaned and incorporated into the new construction.

CROSS SECTION
(Looking East)

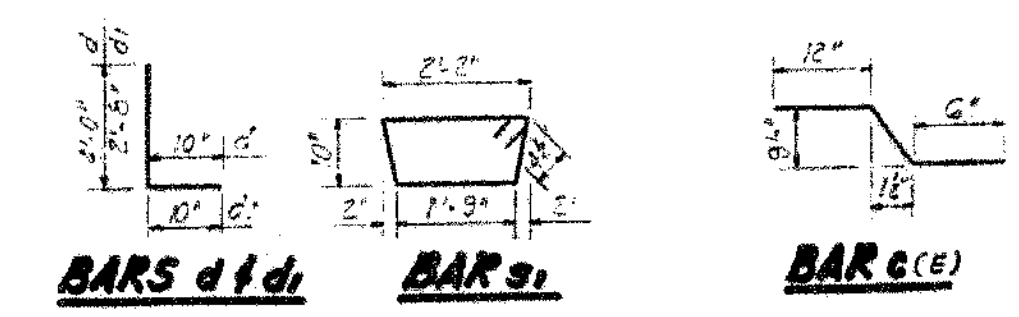

BILL OF MATERIAL

Bar	No.	Size	Length	Shape
b(E)	64	#5	23'-0"	——
b1	24	#5	23'-6"	——
b2	16	#5	23'-0"	——
c1(E)	120	#5	5'-9"	——
d2	40	#4	5'-0½"	⌐
e	[illegible]	#4	14'-7"	——
s1	90	#4	6'-4"	⏢
Concrete Removal		Cu. Yd.	62	
Class X Concrete		Cu. Yd.	56.3	
Reinforcement Bars		Pound	2110	
Reinforcement Bars (Epoxy Coated)		Pound	2610	

DESIGNED	
CHECKED	J. I. Gonulsen
DRAWN	G. U.
CHECKED	J. I. G.

March 30, 1974
EXAMINED Carl E. Thunman
PASSED
APPROVED

SUPERSTRUCTURE
F.A. RT. 567 SEC. 34-X-BY
DEKALB COUNTY
STA. 141+02.40

FOR INFORMATION ONLY

REVISIONS	
NAME	DATE

ILLINOIS DEPARTMENT OF TRANSPORTATION
EXISTING BRIDGE PLANS

FAP RTE 567 (IL RTE 38)
SECTION 34X-BR
DEKALB COUNTY

SCALE: VERT.
HORIZ.
DATE 2/24/06
DRAWN BY SUTHEARD
CHECKED BY BOTT

GREENE & BRADFORD, INC.
OF SPRINGFIELD
CONSULTING ENGINEERS
3501 CONSTITUTION DRIVE
SPRINGFIELD, ILLINOIS 62711-7007
PROFESSIONAL DESIGN FIRM NO. 184-000179
PROFESSIONAL & STRUCTURAL ENGINEERING CORPORATION
(217) 793-8844, (217) 793-6227 (F), E-MAIL - cad@greeneandbradford.com

COMPUTER FILE NO. D10800EPLN
PROJECT 05198
2/27/06-MDS

EXISTING BRIDGE PLANS

PLOT DATE = $DATE$
FILE NAME = $FILEL$
PLOT SCALE = $SCALE$
REFERENCE = REF
OPERATOR = $USER$