

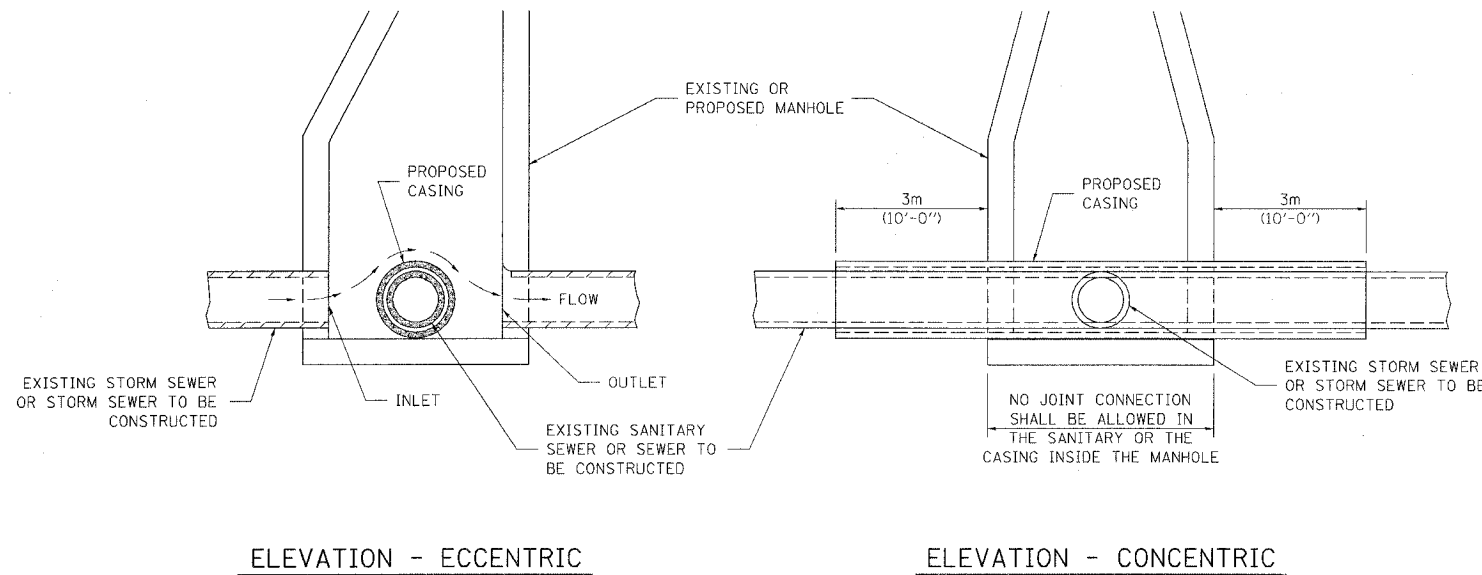
F.A.P. RTE.	SECTION	COUNTY	TOTAL SHEETS	SHEET NO.
567	34X-BR	DEKALB	90	72
STA.	TO STA.			
FED. ROAD DIST. NO.	ILLINOIS	FED. AID PROJECT		

# SEWER AND WATER MAIN CROSSINGS

THIS DETAIL IS FOR UNKNOWN UTILITIES UNLESS QUANTITIES ARE INCLUDED IN THE PLANS THE EXTRA WORK WILL BE PAID FOR IN ACCORDANCE WITH ARTICLE 109.04.

WHEN PROPOSED SEWER (OR WATER) IS LOCATED 3.1 m (10'-0") OR MORE FROM EXISTING WATER (OR SEWER) NO SPECIAL CONSTRUCTION REQUIRED.

WHEN PROPOSED SEWER (OR WATER) IS LOCATED LESS THAN 3.1 m (10'-0") FROM EXISTING WATER (OR SEWER) DETAILS BELOW SHALL APPLY.



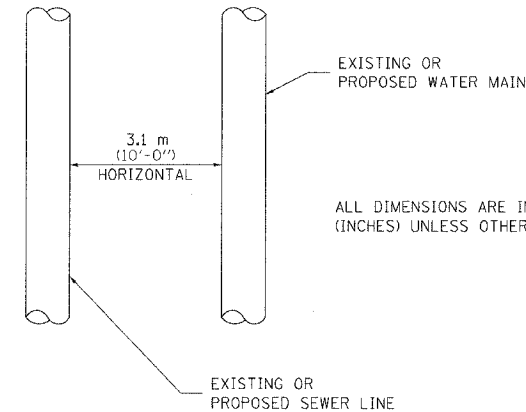
ELEVATION - ECCENTRIC

ELEVATION - CONCENTRIC

## AT GRADE CROSSING OF SANITARY AND STORM SEWER

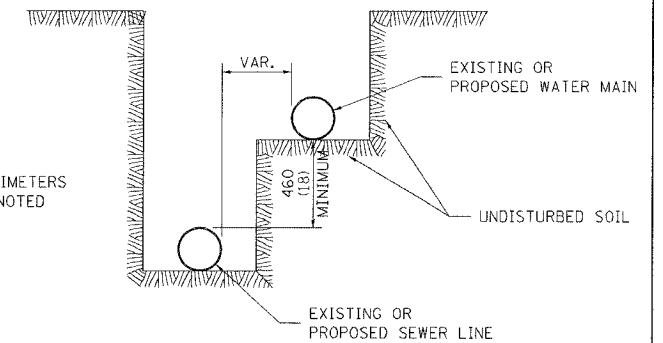
CASING SHALL BE CAST IRON WITH AN INSIDE DIAMETER 50 (2) LARGER IN DIAMETER THAN ENCASED PIPE OUTSIDE DIAMETER WITH BOTH ENDS OF CASING SEALED

ALL DIMENSIONS ARE IN MILLIMETERS (INCHES) UNLESS OTHERWISE NOTED



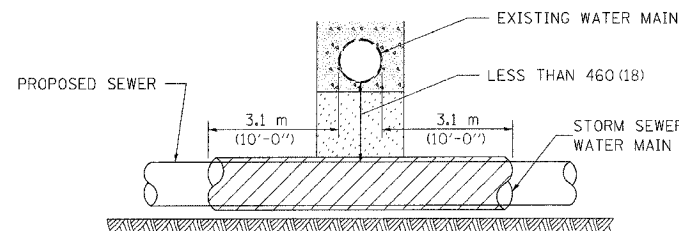
PLAN VIEW

ALL DIMENSIONS ARE IN MILLIMETERS (INCHES) UNLESS OTHERWISE NOTED

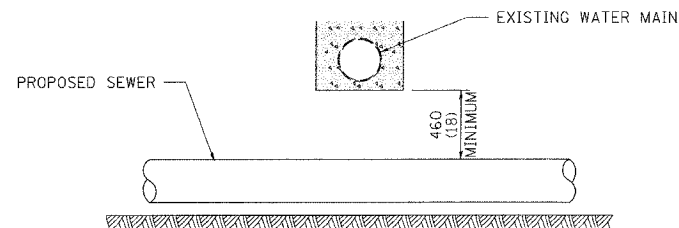


## WATER AND SEWER HORIZONTAL SEPARATION REQUIREMENTS

POINT LOADS SHALL NOT BE ALLOWED BETWEEN SEWER OR SEWER CASING AND WATER MAIN  
 PROVIDE ADEQUATE SUPPORT FOR EXISTING WATER MAIN TO PREVENT DAMAGE DUE TO SETTLEMENT OF SEWER TRENCH



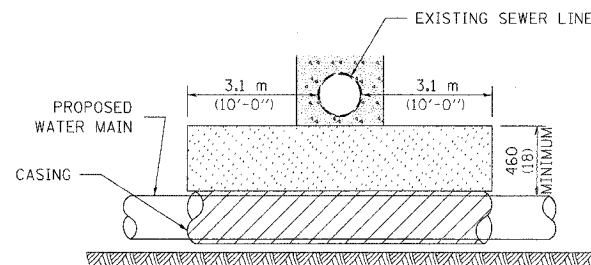
PROVIDE ADEQUATE SUPPORT FOR EXISTING WATER MAIN TO PREVENT DAMAGE DUE TO SETTLEMENT OF SEWER TRENCH  
 MAINTAIN 460 (18) MINIMUM VERTICAL SEPARATION FOR 3.1m (10') HORIZONTALLY



ALL DIMENSIONS ARE IN MILLIMETERS (INCHES) UNLESS OTHERWISE NOTED

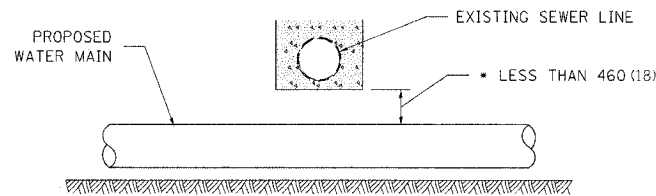
## PROPOSED SEWER LINE BELOW EXISTING WATER MAIN

PROVIDE ADEQUATE SUPPORT FOR EXISTING SEWER LINE TO PREVENT DAMAGE DUE TO SETTLEMENT  
 PLACE TRENCH BACKFILL FOR 3.1 m (10') ON EITHER SIDE OF SEWER LINE



CASING SHALL BE CAST IRON WITH AN INSIDE DIAMETER 50 (2) LARGER IN DIAMETER THAN ENCASED PIPE OUTSIDE DIAMETER WITH BOTH ENDS OF CASING SEALED

PROVIDE ADEQUATE SUPPORT FOR EXISTING WATER MAIN TO PREVENT DAMAGE DUE TO SETTLEMENT OF SEWER TRENCH  
 MAINTAIN 460 (18) MINIMUM VERTICAL SEPARATION FOR 3.1 m (10') HORIZONTALLY

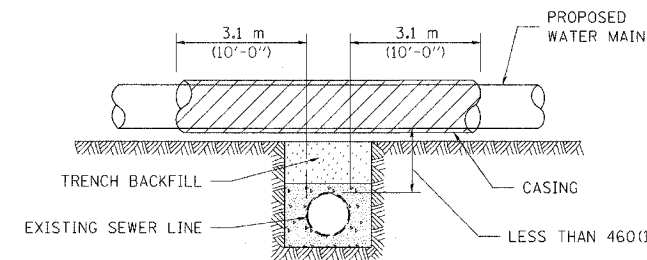


• NOT ALLOWED  
 MUST MAINTAIN 460 (18) VERTICAL SEPARATION

ALL DIMENSIONS ARE IN MILLIMETERS (INCHES) UNLESS OTHERWISE NOTED

## PROPOSED WATER MAIN ABOVE EXISTING SEWER LINE

POINT LOADS SHALL NOT BE ALLOWED BETWEEN WATER MAIN OR WATER MAIN CASING AND SEWER

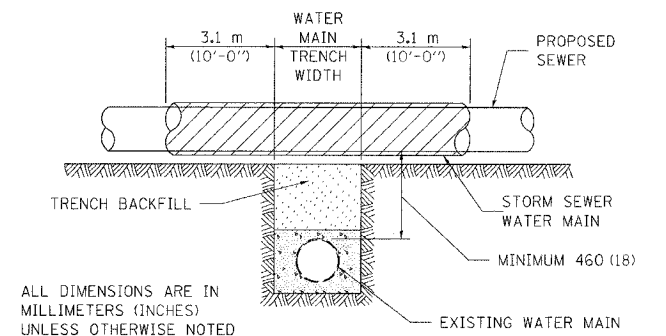


CASING SHALL BE CAST IRON WITH AN INSIDE DIAMETER 50 (2) LARGER IN DIAMETER THAN ENCASED PIPE OUTSIDE DIAMETER WITH BOTH ENDS OF CASING SEALED

ALL DIMENSIONS ARE IN MILLIMETERS (INCHES) UNLESS OTHERWISE NOTED

## PROPOSED WATER MAIN ABOVE EXISTING SEWER LINE

PROVIDE ADEQUATE SUPPORT FOR SEWER TO PREVENT SETTLING AND BREAKING THE WATER MAIN.



ALL DIMENSIONS ARE IN MILLIMETERS (INCHES) UNLESS OTHERWISE NOTED

## EXISTING WATER MAIN BELOW PROPOSED SEWER LINE WITH MINIMUM 460 (18) VERTICAL SEPARATION

### ILLINOIS DEPARTMENT OF TRANSPORTATION DETAILS

FAP RTE 567 (IL RTE 38)  
 SECTION 34X-BR  
 DEKALB COUNTY

REVISIONS	
NAME	DATE
DOT REVIEW	10/25/06

SCALE: VERT. DATE 10/12/05  
 HORIZ. DATE 10/12/05  
 DRAWN BY SUTHEARD  
 CHECKED BY BOTT

COMPUTER FILE NO. D10800SPL  
 PROJECT 05198  
 10/25/06-GSJ

PLT DATE = 04/05  
 PLOT SCALE = 1/8"=1'-0"  
 REFERENCE = 05198