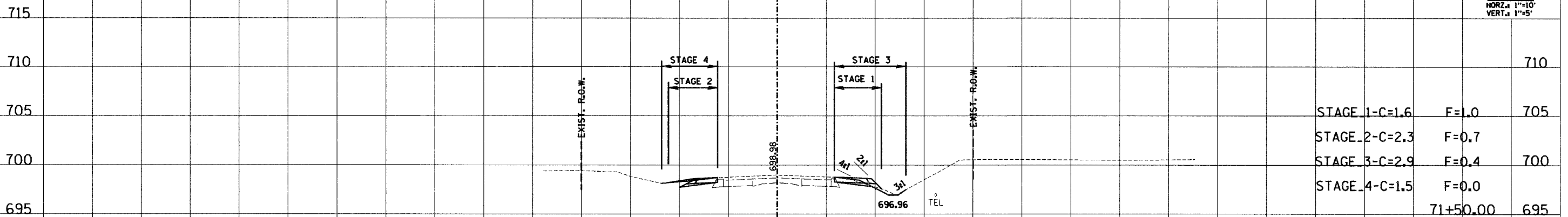
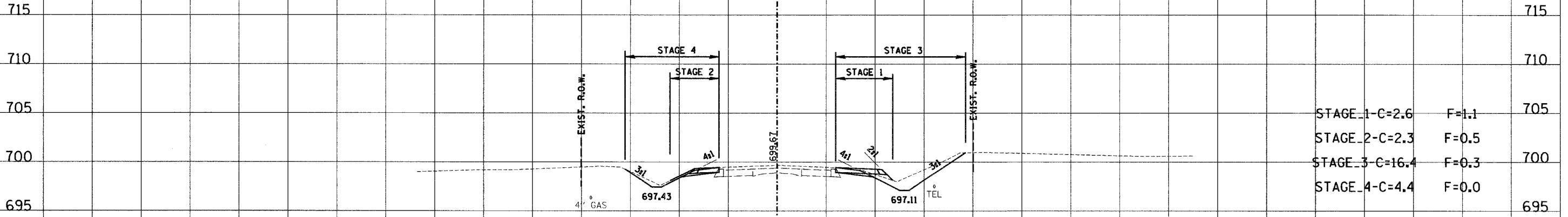


130 120 110 100 90 80 70 60 50 40 30 20 10 0 10 20 30 40 50 60 70 80 90 100 110

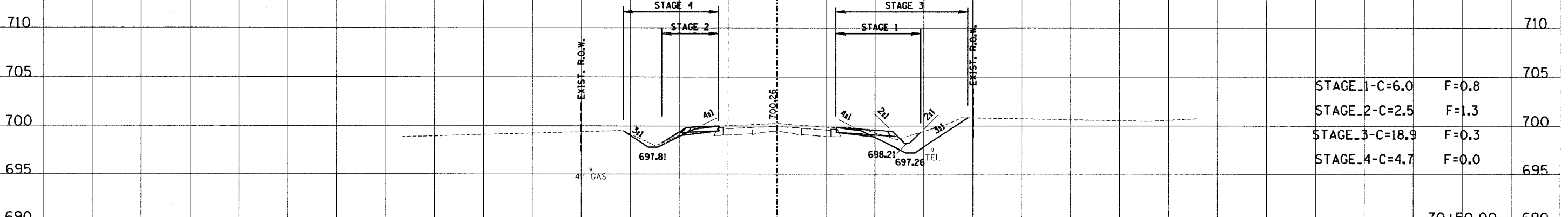
F.A.P. RTE. 1	SECTION 99-00209-01-PV	COUNTY VERMILION	TOTAL SHEETS 296	SHEET NO. 293
STA. TO STA.		FED. AID PROJECT		
FED. ROAD DIST. NO. ILLINOIS		CONTRACT NO.: 91358		
		SCALE HORIZ. 1"=10' VERT. 1"=5'		



STAGE_1-C=1.6	F=1.0	705
STAGE_2-C=2.3	F=0.7	700
STAGE_3-C=2.9	F=0.4	695
STAGE_4-C=1.5	F=0.0	690



STAGE_1-C=2.6	F=1.1	705
STAGE_2-C=2.3	F=0.5	700
STAGE_3-C=16.4	F=0.3	695
STAGE_4-C=4.4	F=0.0	690



STAGE_1-C=6.0	F=0.8	705
STAGE_2-C=2.5	F=1.3	700
STAGE_3-C=18.9	F=0.3	695
STAGE_4-C=4.7	F=0.0	690

BOWMAN AVE

130 120 110 100 90 80 70 60 50 40 30 20 10 0 10 20 30 40 50 60 70 80 90 100 110 120 130

DATE: \_\_\_\_\_  
BY: \_\_\_\_\_  
SURVEYED: \_\_\_\_\_  
TEMPLATE: \_\_\_\_\_  
AREAS CHECKED: \_\_\_\_\_  
FINAL SURVEY NOTE BOOK NO. \_\_\_\_\_

DATE: \_\_\_\_\_  
BY: \_\_\_\_\_  
SURVEYED: \_\_\_\_\_  
TEMPLATE: \_\_\_\_\_  
AREAS CHECKED: \_\_\_\_\_  
ORIGINAL SURVEY NOTE BOOK NO. \_\_\_\_\_