

ROUTE	SECTION	COUNTY	TOTAL SHEETS	SHEET NO.
FAS 946	05-00074-00-RS	ALEXANDER	15	14
PROJECT NO. RS-946 (106)			CONTRACT NO. 99287	

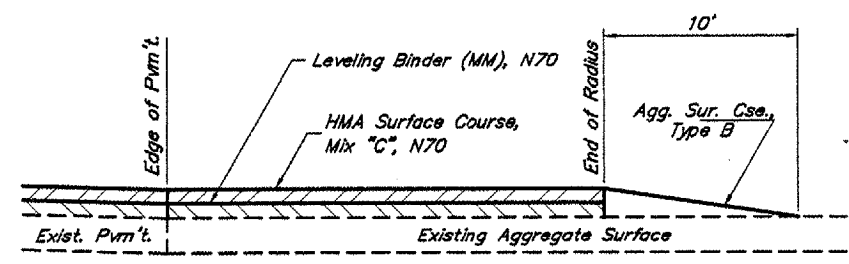
Angle of Intersection	Side Road		Private Entrance	
	Acute L.	Obtuse L.	Acute L.	Obtuse L.
90° - 80°	25'	25'	15'	15'
79° - 70°	25'	40'	15'	25'
69° - 60°	25'	60'	15'	35'
59° - 50°	20'	75'	10'	40'
49° - 40°	20'	100'	10'	60'
39° - 30°	15'	150'	10'	100'

NOTES

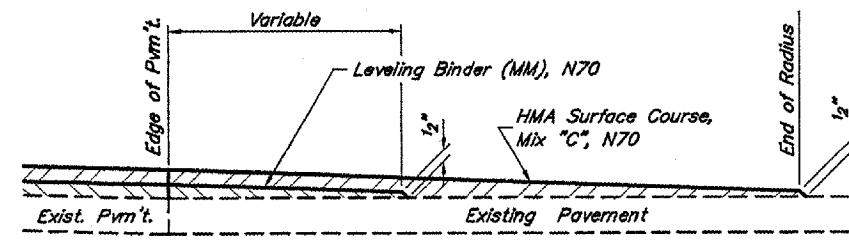
Thickness of binder (if applicable) and surface course shall be equal to the mainline resurfacing.

Where hot-mix asphalt is to be placed, the existing surface shall be primed.

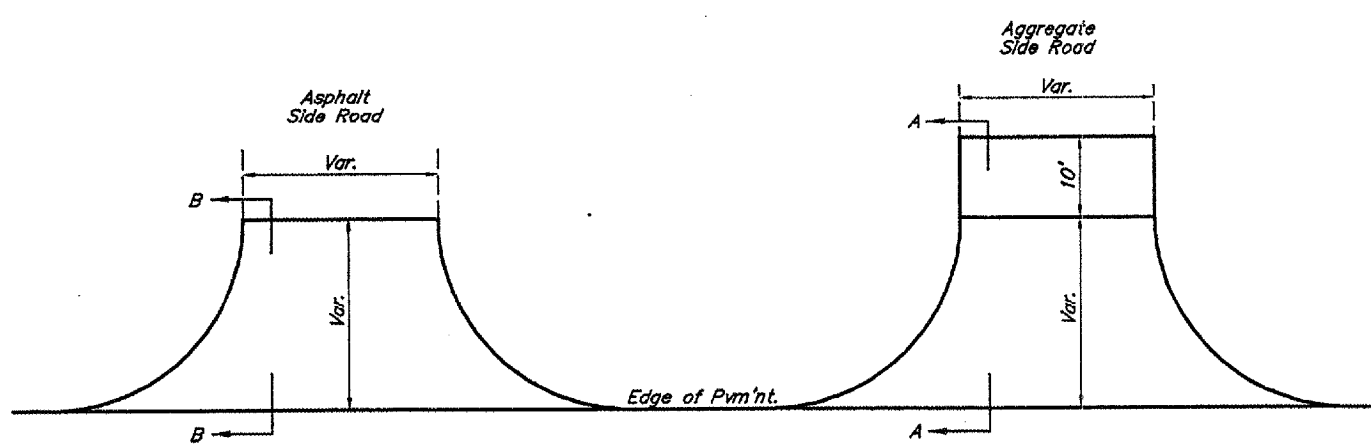
The actual number, and locations, of entrances and side roads shall be determined in the field by the Engineer.




SECTION A-A SIDE ROAD - AGGREGATE
(Est. No. = 4)



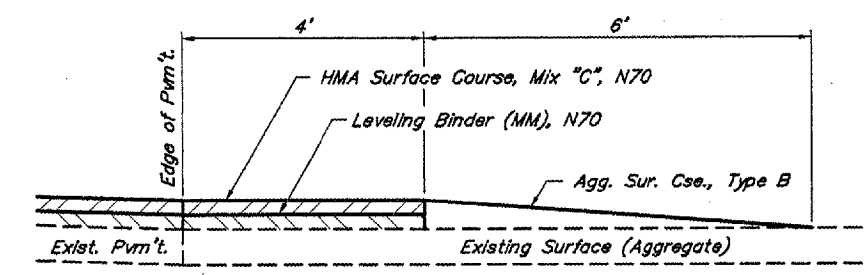
SECTION B-B SIDE ROAD - ASPHALT
(Est. No. = 4)



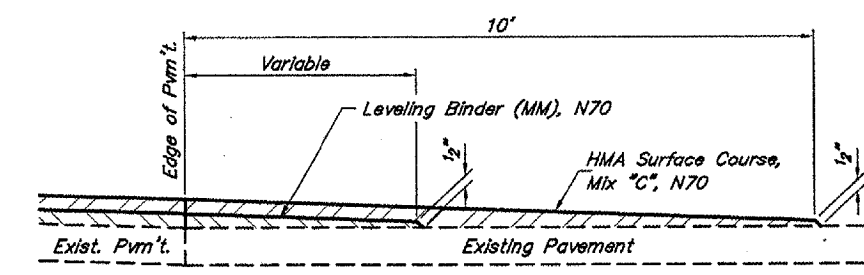
TYPICAL SIDE ROAD DETAILS



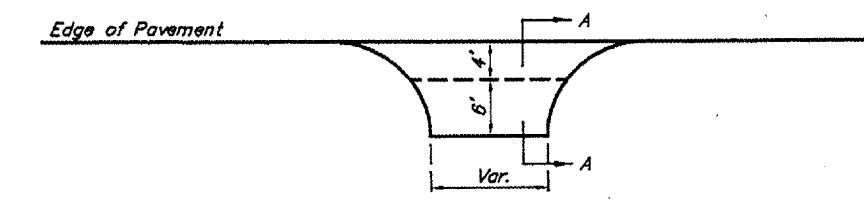
SECTION A-A FIELD ENTRANCE
(Est. No. = 7)



SECTION A-A PRIVATE ENTRANCE - AGGREGATE
(Est. No. = 56)



SECTION A-A PRIVATE ENTRANCE - ASPHALT
(Est. No. = 7)



TYPICAL ENTRANCE DETAILS

TYPICAL SIDE ROAD AND ENTRANCE DETAILS
FAS ROUTE 946
SECTION 05-00074-00-RS
PROJECT NO. RS-946 (106)
ALEXANDER COUNTY