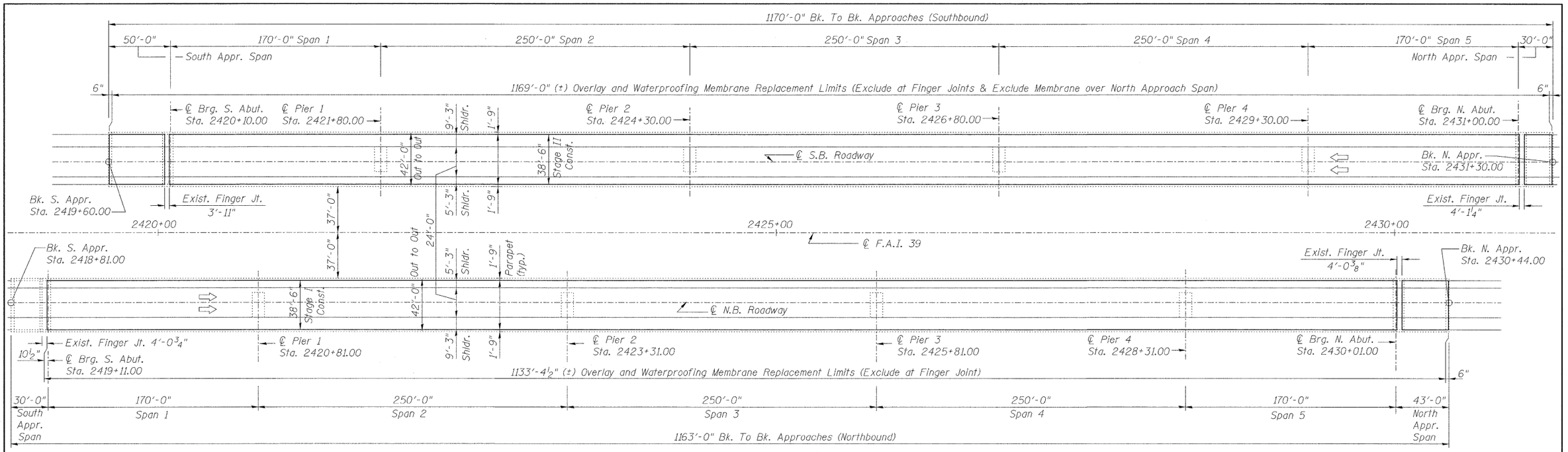

PLAN

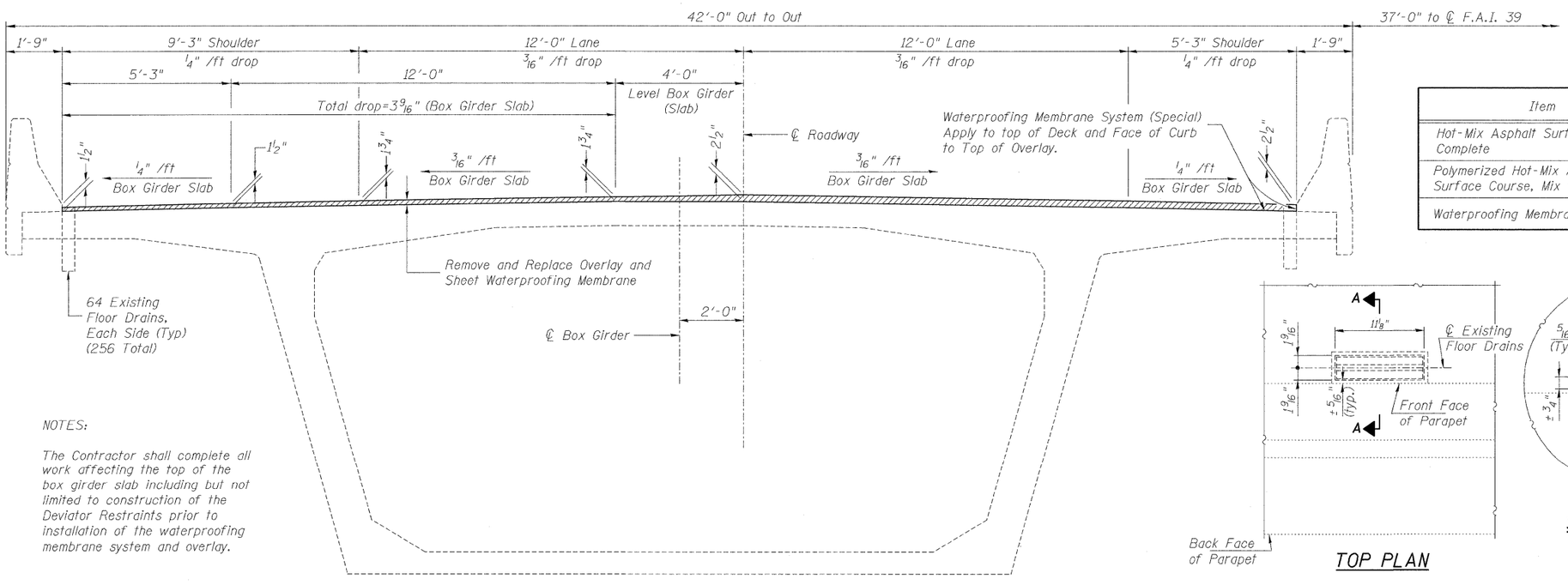

NOTES:

The Contractor shall complete all work affecting the top of the box girder slab including but not limited to construction of the Deviator Restraints prior to installation of the waterproofing membrane system and overlay.

SECTION THRU SEGMENTAL BOX GIRDER

(Looking North, Section thru Approach Span Similar)

BILL OF MATERIAL

Item	Unit	Stage 1 N.B.	Stage 2 S.B.	Total Quantity
Hot-Mix Asphalt Surface Removal Complete	Sq. Yd.	4,831	4,966	9,797
Polymerized Hot-Mix Asphalt Surface Course, Mix "E", N105	Ton	562	578	1,140
Waterproofing Membrane System (Special)	Sq. Yd.	4,831	4,861	9,692

TOP PLAN

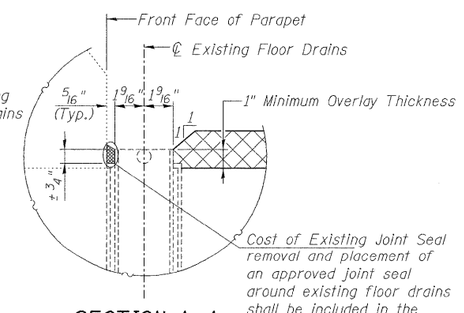

SECTION A-A

OVERLAY TREATMENT AT EXISTING FLOOR DRAINS

(Typical at 256 Existing Drain Locations)

HANSON
© Copyright Hanson Professional Services Inc. 2012

FILE NAME =	USER NAME =	DESIGNED - MNM	REVISED
		CHECKED - TEH	REVISED
	PLOT SCALE =	DRAWN - Rod	REVISED
	PLOT DATE =	CHECKED - MNM	REVISED

STATE OF ILLINOIS
DEPARTMENT OF TRANSPORTATION

DECK OVERLAY – REPLACEMENT
STRUCTURE NO. 101-0133 and 101-0134
SHEET NO. 8 OF 11 SHEETS

F.A.I. RTE.	SECTION	COUNTY	TOTAL SHEETS	SHEET NO.
39	(201-1B)M-3	WINNEBAGO	38	35

CONTRACT NO. 64H72
ILLINOIS FED. AID PROJECT