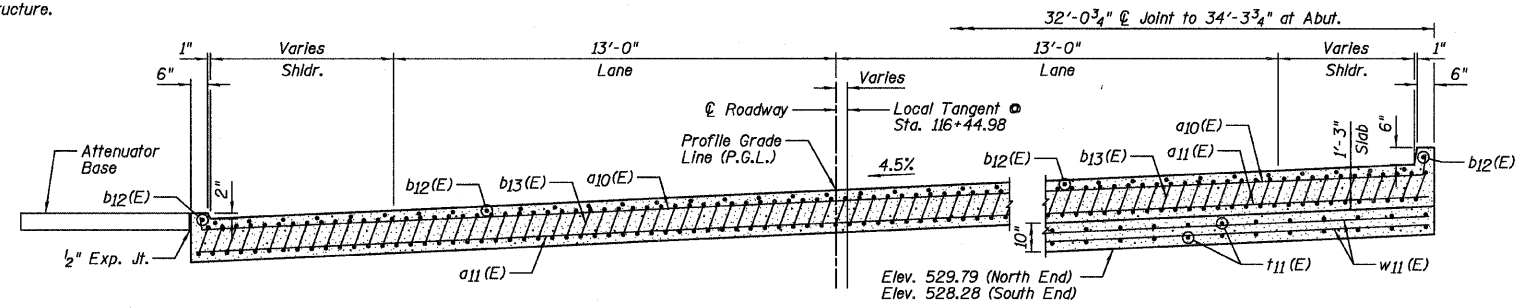


**APPROACH FOOTING DIMENSION TABLE**

Location	Dimension
West End	32'-7 1/4"
East End	31'-10"

Note: Dimensions are measured perpendicular to Local Tangent Line.

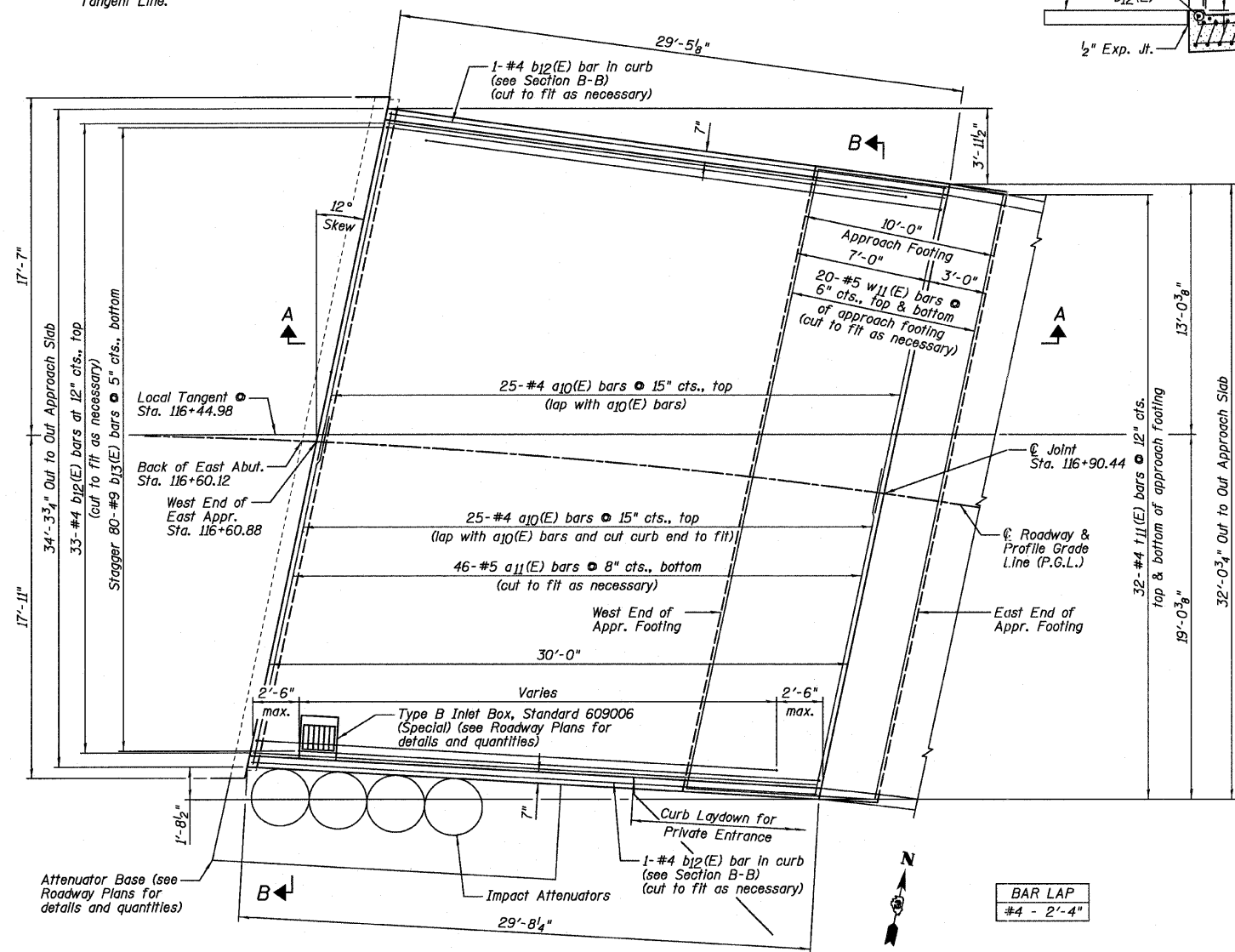
\* Tilt #9 b11(E) bars as required to maintain clearance.  
 \*\* Cost Included with Concrete Superstructure.



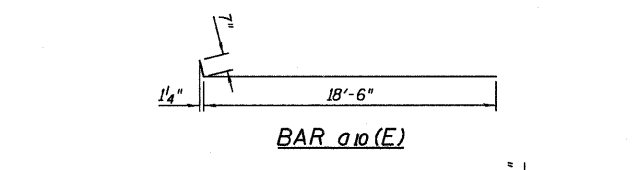
**NEAR ABUTMENT**

**SECTION B-B**


**AT APPROACH FOOTING**



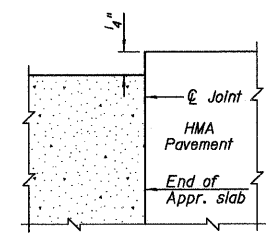
**EAST APPROACH PLAN**



**BAR a10(E)**



**BAR b13(E)**



**FLEXIBLE PAVEMENT**

**DETAIL A**

**EAST APPROACH SLAB BILL OF MATERIAL**

Bar	No.	Size	Length	Shape
a10(E)	50	#4	19'-1"	U
a11(E)	46	#5	34'-9"	U
b12(E)	35	#4	29'-4"	U
b13(E)	80	#9	29'-6"	U
t11(E)	64	#4	9'-11"	U
w11(E)	40	#5	32'-3"	U
<b>Item</b>				
Concrete Structures	Unit	Quantity		
Concrete	Cu. Yd.	9.9		
Concrete Superstructure	Cu. Yd.	47.6		
Reinforcement Bars, Epoxy Coated	Pound	12,780		

**NOTES:**

- 1.) a10(E) and a11(E) bar spacings measured along Local Tangent Line.
- 2.) Tilt #9 b11(E) bars as required to maintain clearance.
- 3.) Approach Slab concrete shall be paid for as Concrete Superstructure.
- 4.) Approach Footing concrete shall be paid for as Concrete Structures.
- 5.) Reinforcement shall be paid for as Reinforcement Bars, Epoxy Coated.
- 6.) For v1(E) bar details, see Sheet B14.
- 7.) The Approach Footing maximum applied service bearing pressure (Qmax) = 2.0 ksf.
- 8.) Cost of excavation for Approach Footing Included with Concrete Structures.

**Farnsworth GROUP, INC.**  
 2709 McCraw Drive  
 Bloomington, Illinois 61704  
 309/663-8435, 309/663-1571 fax

DESIGNED - JML  
 CHECKED - MSW  
 DRAWN - DJM  
 DATE - 11/07/11

REVIS  
 REVIS  
 REVIS  
 REVIS

**STATE OF ILLINOIS DEPARTMENT OF TRANSPORTATION**

**EAST BRIDGE APPROACH SLAB DETAILS STRUCTURE NO. 050-0184**

SHEET NO. B10 OF 20 SHEETS

F.A.P. RTE.	SECTION	COUNTY	TOTAL SHEETS	SHEET NO.
623	(G-1) BR-2	LASALLE	48	26
				CONTRACT NO. 66972
ILLINOIS FED. AID PROJECT				