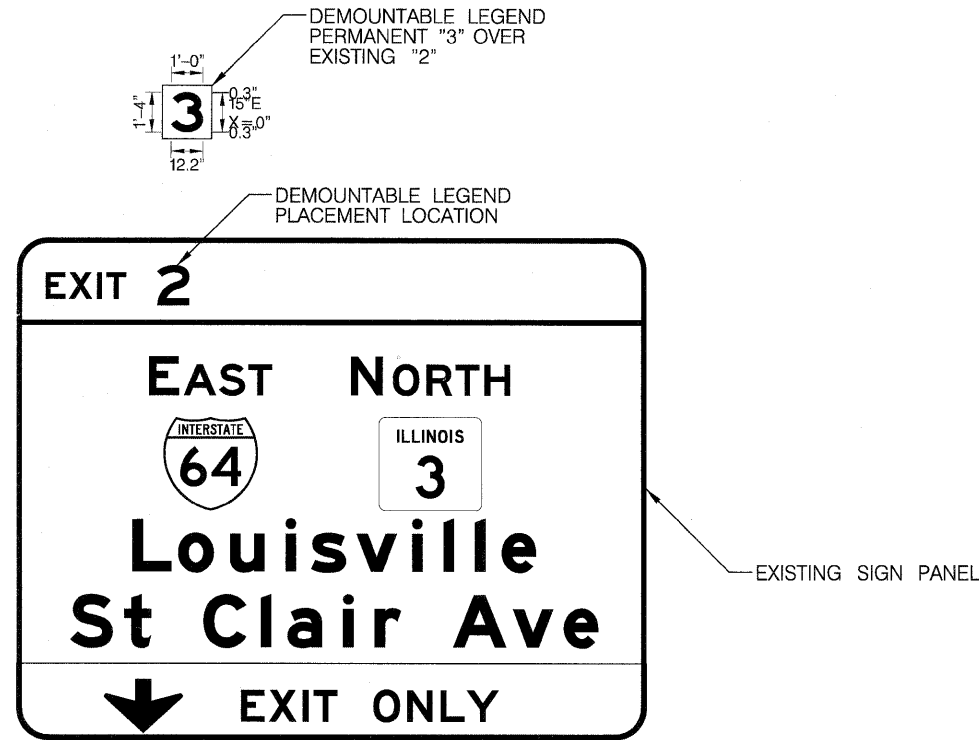
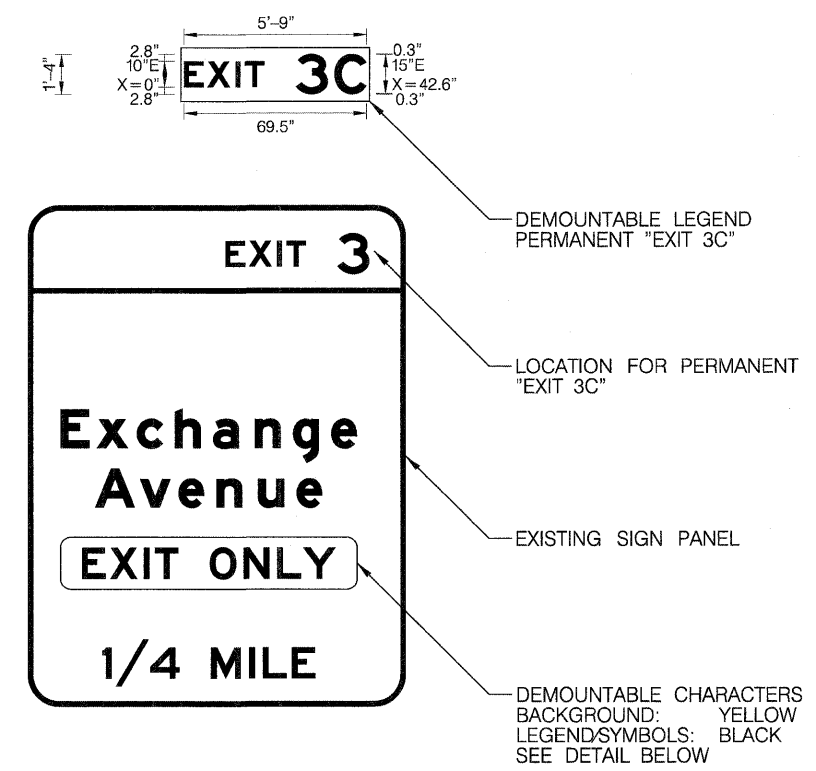


SIGN (31) PANEL
 SB I-55 PAST ALIGNMENT LIMITS
 MILE POST MARKER 3.58




SIGN (32) PANEL
 SB I-55 PAST ALIGNMENT LIMITS
 MILE POST MARKER 3.58



SIGN NUMBER	Sign Panel 32
WIDTH x HGHT.	9'-5" x 1'-8"
BORDER WIDTH	0"
CORNER RADIUS	4"
MOUNTING	Overhead
BACKGROUND	TYPE: Reflective
	COLOR: YellowBlack
LEGEND/BORDER	TYPE: Reflective
	COLOR: YellowBlack

Dimensions are in inches.tenths
 Letter locations are panel edge
 to lower left corner



LETTER POSITIONS (X)										LENGTH	SERIESIZE
E	X	I	T		O	N	L	Y			E 2000
8.2	18.9	31.7	35.9	45.4	56.9	69.8	82.6	92.6			96.6 12