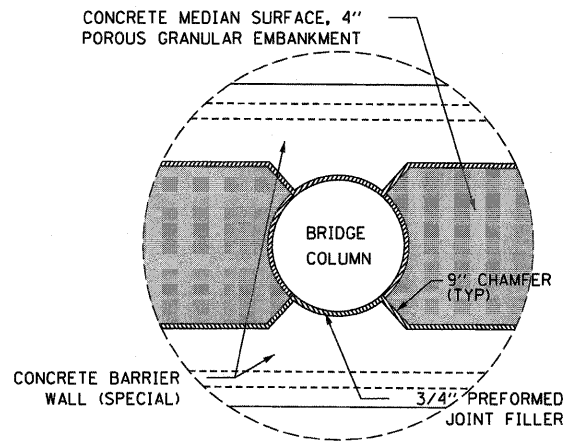


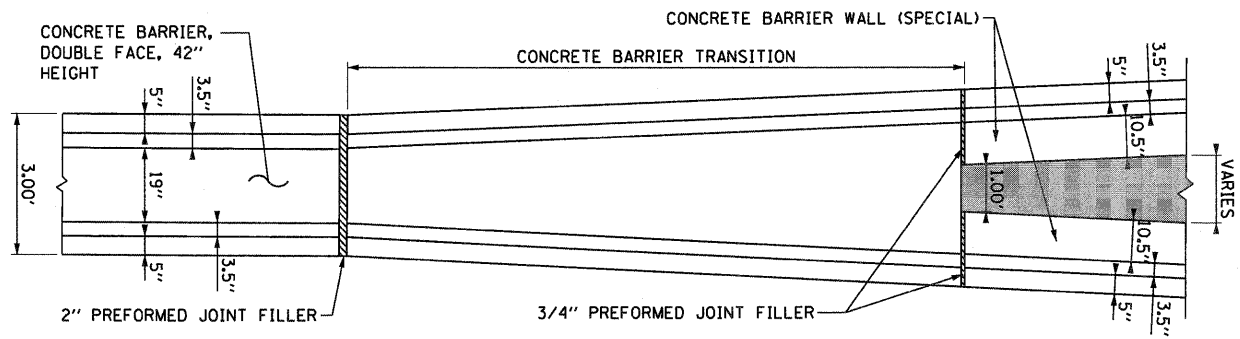
PLAN

CONCRETE BARRIER, DOUBLE FACE, 42 INCH HEIGHT TRANSITION TO CONCRETE BARRIER WALL (SPECIAL) AT EXCHANGE AVENUE BRIDGE PIER

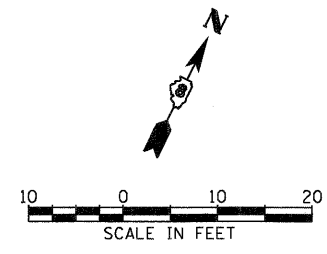
- NOTES:**
1. ALL STATIONING BASED OFF OF NB I-55 @
 2. SEE SHEET 501 OF 629 FOR CONCRETE BARRIER OFFSETS AND ELEVATIONS



DETAIL 1
SCALE: NONE

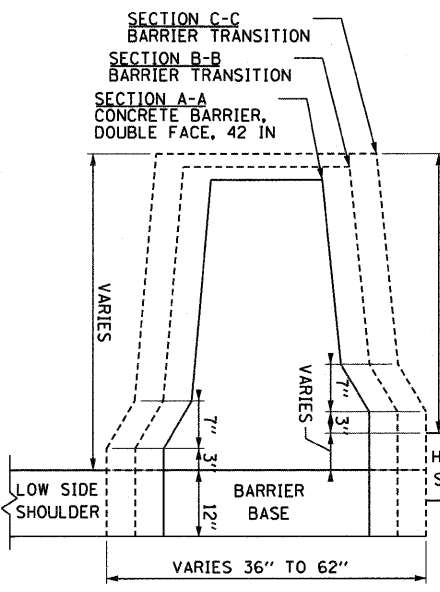


CONCRETE BARRIER, DOUBLE FACE, 42 INCH HEIGHT TRANSITION TO CONCRETE BARRIER WALL (SPECIAL) AT EXCHANGE AVENUE BRIDGE PIER

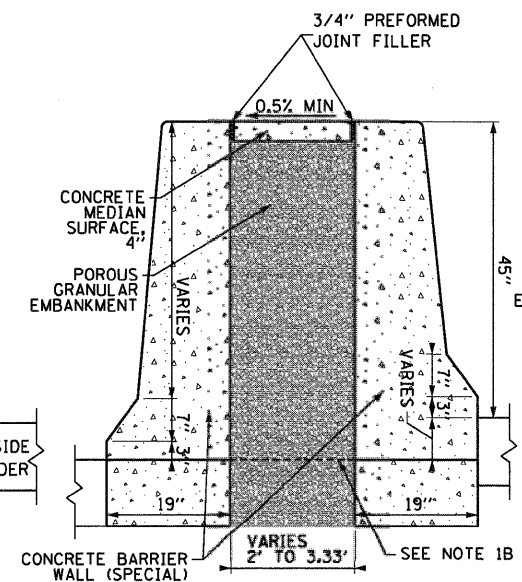


GENERAL NOTES

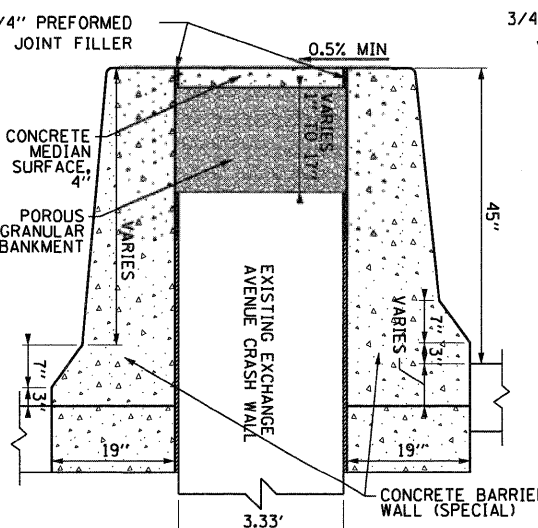
1. CONTRACTOR OPTIONS FOR FILL BETWEEN BARRIER WALLS (WHEN NEEDED):
 A. PLACE 4" CLASS S1 CONCRETE.
 B. PLACE 12" OF GRANULAR MATERIAL AT BASE BETWEEN WALLS. GRANULAR MATERIAL SHALL BE INCLUDED IN THE COST OF THE CONCRETE BARRIER OF THE SPECIFIED TYPE.
 C. PLACE POROUS GRANULAR EMBANKMENT FROM BASE TO BOTTOM OF 4" CAP. FORMING MATERIAL FOR 4" CAP MAY REMAIN IN PLACE.
2. REINFORCING STEEL SHALL EXTEND CONTINUOUS THROUGH CONSTRUCTION JOINTS. AT JOINTS WITH EXISTING BARRIER WALL TO REMAIN, SEE STANDARD 637006 FOR JOINT DETAILS.
3. EXPANSION JOINTS SHOWN ON THIS DRAWING SHALL BE PREFORMED JOINT MATERIAL (BITUMINOUS TYPE) FILLER SHALL MEET AASHTO DESIGNATION M-33.
4. ALL REINFORCING STEEL SHALL BE GRADE 40 OR GRADE 60 MEETING THE REQUIREMENTS OF AASHTO M31 OR ASTM A615.
5. ALL WORK DETAILED HEREIN SHALL BE INCLUDED IN THE COST OF THE VARIOUS CONCRETE BARRIER PAY ITEMS.
6. PREFORMED JOINT FILLER SHALL BE INCLUDED IN THE COST OF THE CONCRETE BARRIER TRANSITION & CONCRETE BARRIER.
7. JOINTS SHALL BE CONSTRUCTED AS SHOWN ON THE PLANS AND IN ACCORDANCE WITH ARTICLE 637.08 OF THE STANDARD SPECIFICATIONS



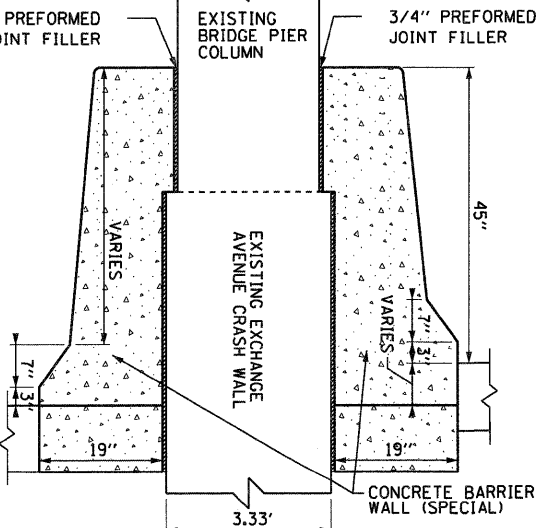
CONCRETE BARRIER TRANSITION
SCALE: NONE
STA 78+73.06 TO STA 79+50.47 @ 55N



SECTION D-D
SCALE: NONE
STA 79+50.47 TO STA 79+76.72 @ 55N
STA 80+15.93 TO STA 80+45.48 @ 55N



SECTION E-E
SCALE: NONE
STA 79+76.72 TO STA 80+15.93 @ 55N



SECTION F-F
SCALE: NONE
THROUGH EXISTING BRIDGE PIER COLUMNS

FILE NAME = DBT-r1-76C52-ah-t-details_08.dgn

USER NAME = sear-sb
 PLOT SCALE = 20.0000' / in.
 PLOT DATE = 1/24/2012

DESIGNED BS
 DRAWN BS
 CHECKED DBM
 DATE 1-20-12

REVISED -
 REVISED -
 REVISED -
 REVISED -

STATE OF ILLINOIS
 DEPARTMENT OF TRANSPORTATION

ROADWAY DETAILS - CONCRETE BARRIER TRANSITION
 AT EXCHANGE AVENUE BRIDGE PIER

SCALE: 1" = 10' SHEET NO. 8 OF 26 SHEETS STA. TO STA.

F.A.I. RTE.	SECTION	COUNTY	TOTAL SHEETS	SHEET NO.
82-1-RIA), 82-1-RIB)		ST. CLAIR	629	505
64/998/70		CONTRACT NO. 76C52		
FED. ROAD DIST. NO.	ILLINOIS	FED. AID PROJECT		