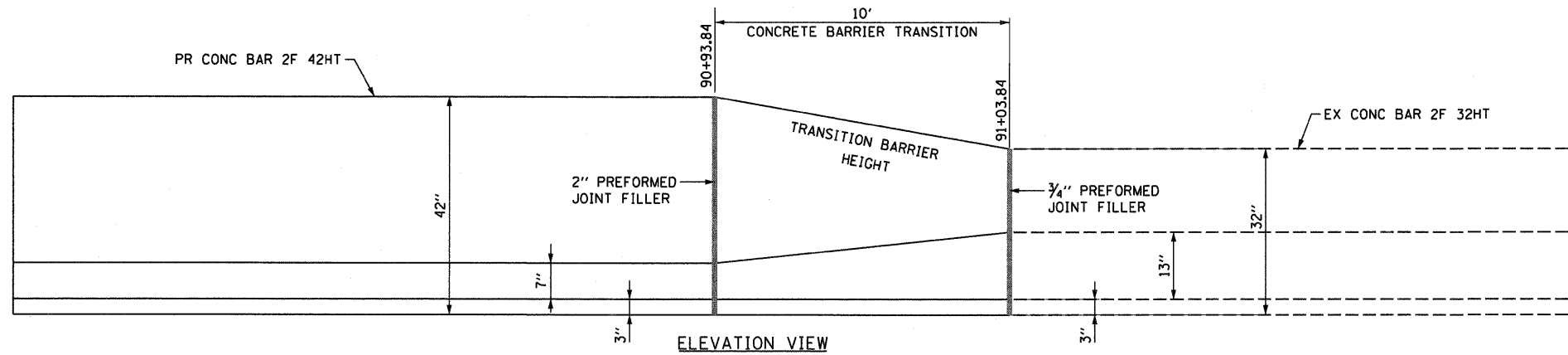
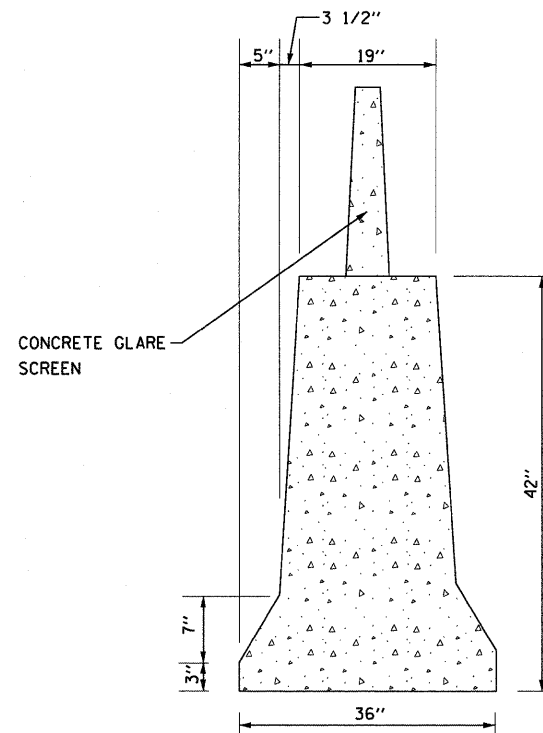


PLAN VIEW
 CONCRETE BARRIER, DOUBLE FACE, 42 INCH HEIGHT
 TRANSITION TO EXISTING MEDIAN BARRIER ALONG I-55

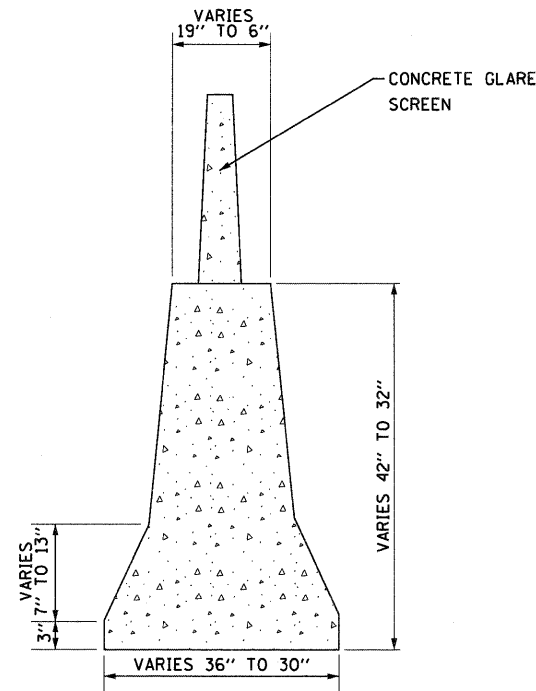


ELEVATION VIEW



SECTION A-A
 STA 90+93.84

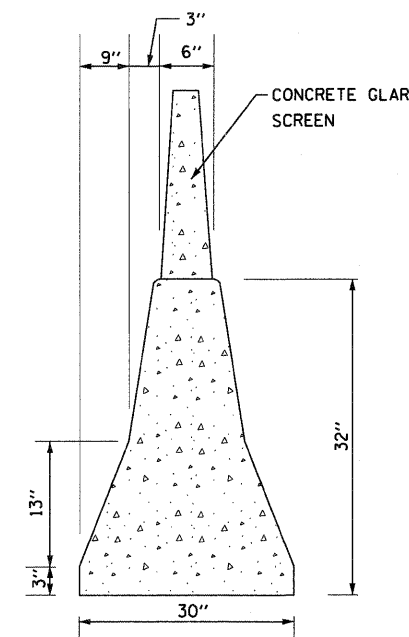
* SEE IDOT STD. 637006 FOR
 DIMENSIONS OF CONCRETE BARRIER,
 DOUBLE FACE, 42" HEIGHT



SECTION B-B

STA 90+93.84 TO 91+03.84
 CONCRETE BARRIER TRANSITION

CONCRETE BARRIER TRANSITION



SECTION C-C

STA 91+03.75
 * EXISTING DOUBLE FACE,
 CONCRETE BARRIER 32" HEIGHT

NOTE:
 CONTRACTOR SHALL FIELD VERIFY EXISTING CONCRETE
 BARRIER DIMENSIONS PRIOR TO CONSTRUCTING
 CONCRETE BARRIER TRANSITION

FILE NAME =
 DBT-r-76C52-sht-details-13.dgn

USER NAME = sear-sb
 PLOT SCALE = 20.0000' / in.
 PLOT DATE = 1/24/2012

DESIGNED CRH
 DRAWN CRH
 CHECKED DBM
 DATE 1-20-12

REVISED -
 REVISED -
 REVISED -
 REVISED -

STATE OF ILLINOIS
 DEPARTMENT OF TRANSPORTATION

ROADWAY DETAILS

SCALE: 1" = 10' SHEET NO. 13 OF 26 SHEETS STA. TO STA.

F.A.I. RTE.	SECTION	COUNTY	TOTAL SHEETS	SHEET NO.
*	82-1-RIA), 82-1-RIB)	ST. CLAIR	629	510
* 64/998/70			CONTRACT NO. 76C52	
FED. ROAD DIST. NO.		ILLINOIS FED. AID PROJECT		