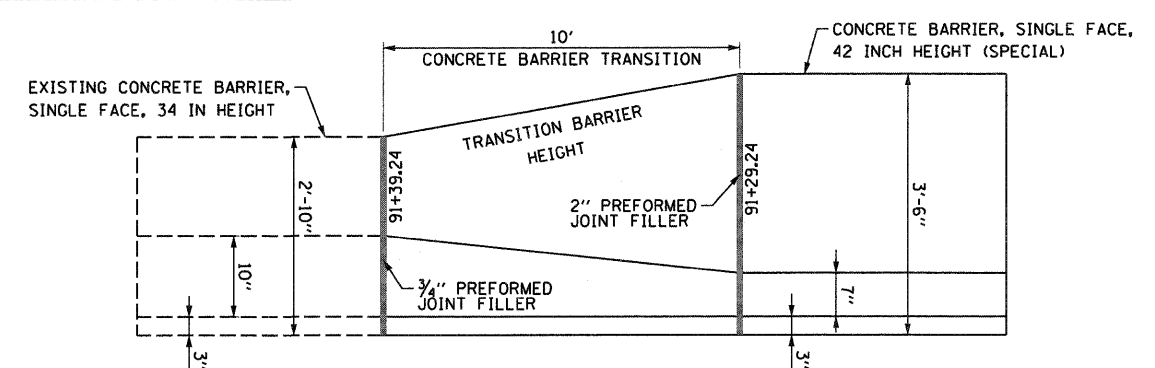
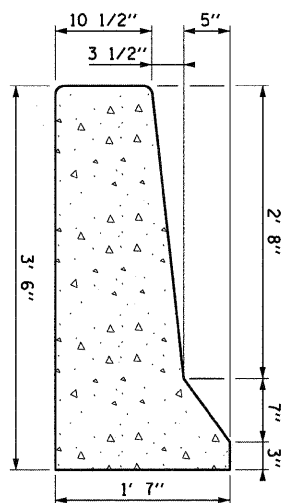


ELEVATION VIEW

NOTE:
 * CONTRACTOR SHALL FIELD VERIFY EXISTING CONCRETE BARRIER AND BRIDGE PARAPET DIMENSIONS PRIOR TO CONSTRUCTING CONCRETE BARRIER TRANSITION.

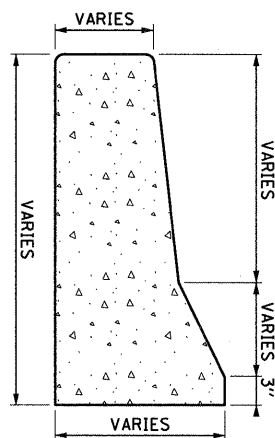


ELEVATION VIEW



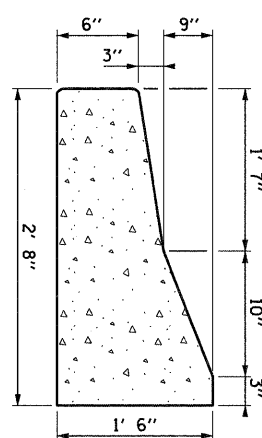
SECTION A-A

** SEE SHEET 499 OF 629 FOR DIMENSIONS OF CONCRETE BARRIER, SINGLE FACE, 42 IN HEIGHT (SPECIAL) (BARRIER BASE NOT SHOWN)



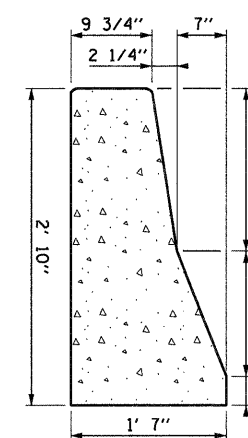
SECTION B-B

STA 15+90.00 TO 16+00.00
 CONCRETE BARRIER TRANSITION



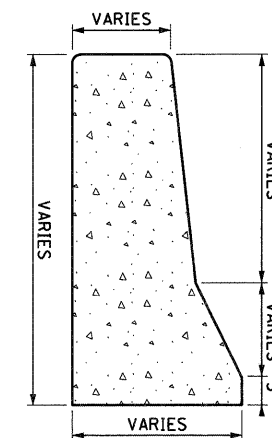
SECTION C-C

* EXISTING CONCRETE BARRIER, SINGLE FACE, 32 IN HEIGHT



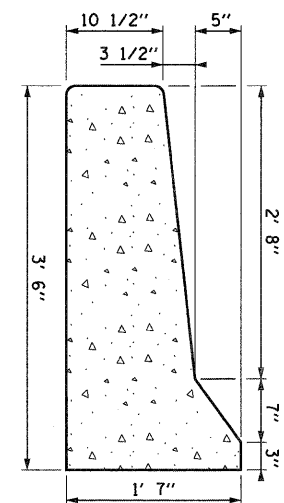
SECTION D-D

* EXISTING B&O RR BRIDGE PARAPET



SECTION E-E

STA 94+14.41 TO STA 94+24.41
 CONCRETE BARRIER TRANSITION



SECTION F-F

** SEE SHEET 499 OF 629 FOR DIMENSIONS OF CONCRETE BARRIER, SINGLE FACE, 42 IN HEIGHT (SPECIAL) (BARRIER BASE NOT SHOWN)

CONCRETE BARRIER TRANSITION

CONCRETE BARRIER TRANSITION

FILE NAME = DBT1-76C52-sht-details-16.dgn	USER NAME = searsb	DESIGNED BS	REVISED -	STATE OF ILLINOIS DEPARTMENT OF TRANSPORTATION	ROADWAY DETAILS			F.A.I. RTE.	SECTION	COUNTY	TOTAL SHEETS	SHEET NO.
		DRAWN BS	REVISED -		SCALE: 1" = 10'	SHEET NO. 16 OF 26 SHEETS	STA. TO STA.	82-1-RIA, 82-1-RIB)	ST. CLAIR	629	513	
		CHECKED DBM	REVISED -					64/998/70		CONTRACT NO. 76C52		
		DATE 1-20-12	REVISED -					FED. ROAD DIST. NO.	ILLINOIS	FED. AID PROJECT		