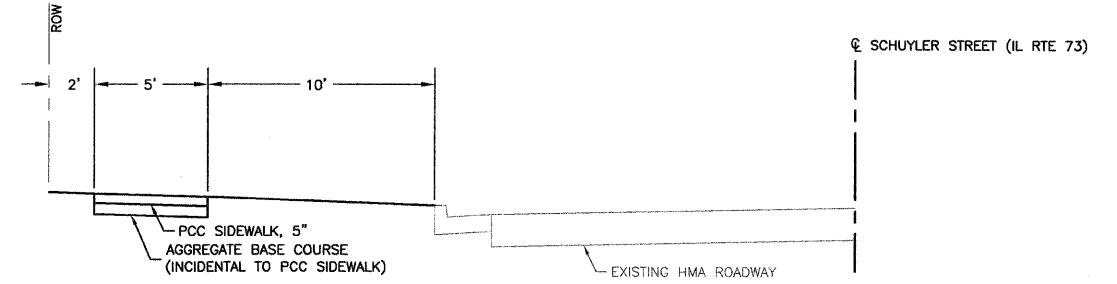
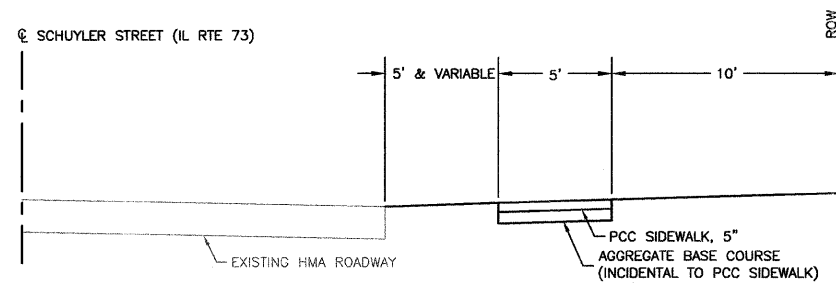


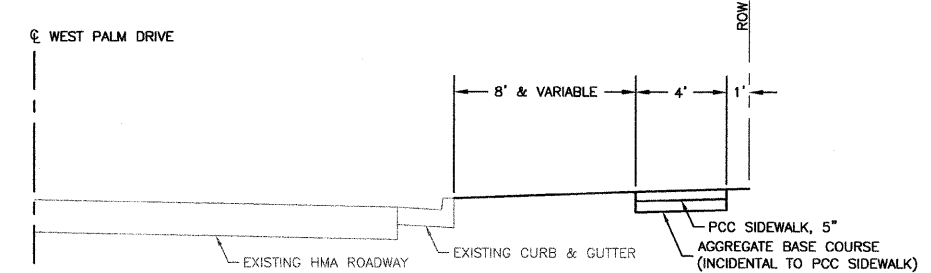
TYPICAL STREET CROSS-SECTION
NORTH SCHUYLER STREET (IL RTE 73)
 STA 101+12.75 TO 103+44.64
 STA 108+67.39 TO 110+65.00
 N.T.S.



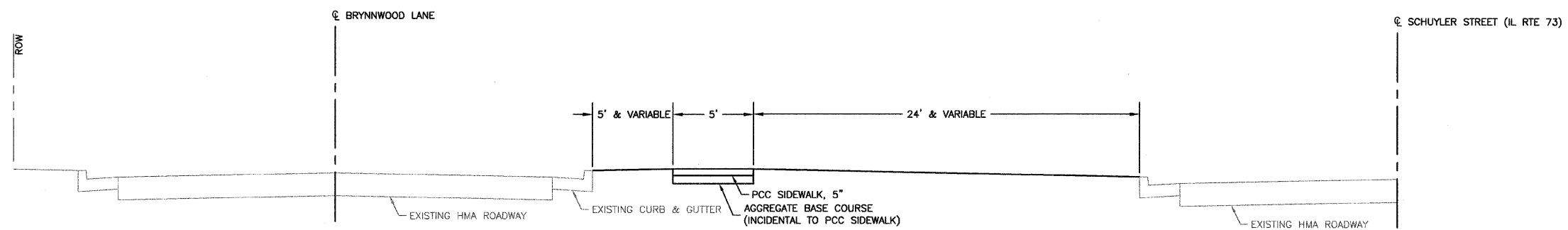
TYPICAL STREET CROSS-SECTION
NORTH SCHUYLER STREET (IL RTE 73)
 STA 114+54.79 TO 116+15.00
 N.T.S.



TYPICAL STREET CROSS-SECTION
NORTH SCHUYLER STREET (IL RTE 73)
 STA 103+62.19 TO 108+46.33
 N.T.S.



TYPICAL STREET CROSS-SECTION
WEST PALM DRIVE
 STA 201+10.92 TO 203+22.00
 N.T.S.



TYPICAL STREET CROSS-SECTION
NORTH SCHUYLER STREET (IL RTE 73)
 STA 112+10.88 TO 114+33.77
 N.T.S.



FEHR-GRAHAM & ASSOCIATES, LLC
 ENGINEERING AND SCIENCE CONSULTANTS
 FREEPORT, IL ROCKFORD, IL ROCHELLE, IL SPRINGFIELD, IL MONROE, WI
 ILLINOIS DESIGN FIRM NO. 184-003525

© 2010 FEHR-GRAHAM & ASSOCIATES

OWNER/DEVELOPER:
 VILLAGE OF LENA
 122 EAST MAIN STREET
 P.O. BOX 607
 LENA, ILLINOIS 61048

PROJECT AND LOCATION:
 SAFE ROUTES
 TO SCHOOL PROGRAM

DRAWN BY: B.C.
 APPROVED BY: P.E.
 DATE: 01/13/12
 SCALE: N.T.S.

REVISIONS		
REV. NO.	DESCRIPTION	DATE

DRAWING:
 TYPICAL SECTIONS

G:\EQLP\10-138\10-138 Flpnts.dwg, Typical1

JOB NUMBER:
 10-138

SHEET NUMBER:
 40 of 41