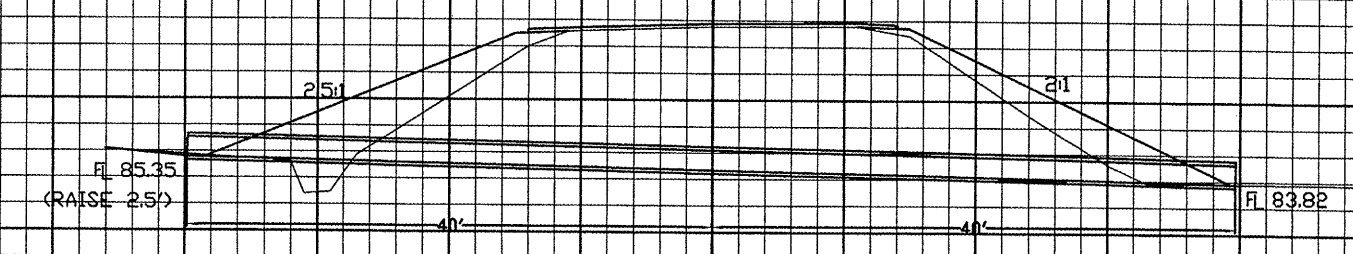


100 90 80 70 60 50 40 30 20 10 0 10 20 30 40 50 60


ROUTE	COUNTY	SECTION	SHEET/OF
FAS 863	RANDOLPH	09-00039-06-RS	6/11
CONTRACT NO. 97490			
70	80	90	100

Sta 175+00 0° Skew
 Exist. \bar{c} Elev = 95.52
 Proposed 24" \varnothing x 80' 0" RCCP


NOTE: ALL CROSS SECTIONS ARE DRAWN ALONG SKEW.



Sta 167+20 53° L.A. Skew
 Exist. \bar{c} Elev = 95.68
 Proposed 24" \varnothing x 128' 0" RCCP



Sta 163+34 28° Skew L.A.
 Exist. \bar{c} Elev = 94.66
 Proposed 24" \varnothing x 92' 0" RCCP



100 90 80 70 60 50 40 30 20 10 0 10 20 30 40 50 60 70 80 90 100