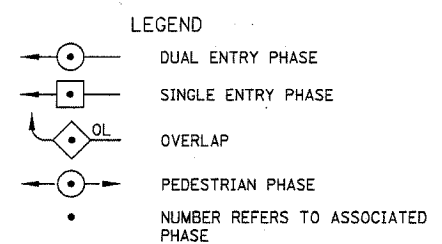
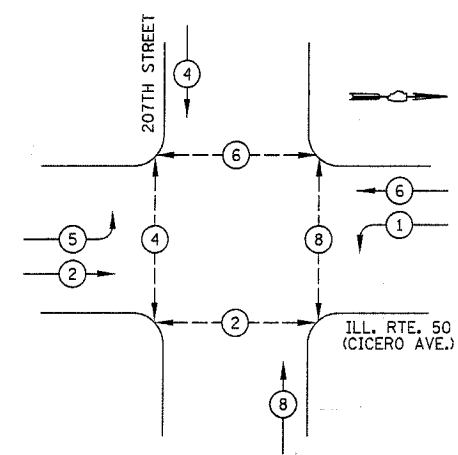


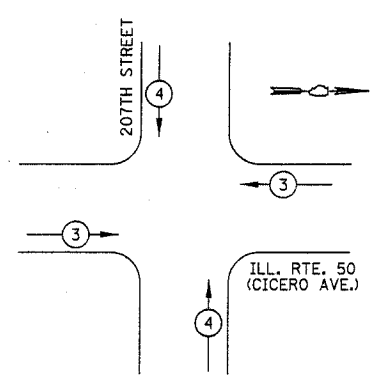
CONTRACT NO. 60A64

CONTROLLER SEQUENCE



PHASE DESIGNATION DIAGRAM

EMERGENCY VEHICLE PREEMPTION SEQUENCE



PROPOSED EMERGENCY VEHICLE PREEMPTORS		
EMERGENCY VEHICLE PREEMPTOR	3	4
MOVEMENT		

SCHEDULE OF QUANTITIES

CODE NUMBER	PAY ITEM	UNIT	QUANTITY
72000100	SIGN PANEL- TYPE 1	SQ FT	13.5
72000200	SIGN PANEL- TYPE 2	SQ FT	25
81000600	CONDUIT IN TRENCH, 2" DIA., GALVANIZED STEEL	FOOT	665
81000700	CONDUIT IN TRENCH, 2 1/2" DIA., GALVANIZED STEEL	FOOT	89
81001100	CONDUIT IN TRENCH, 5" DIA., GALVANIZED STEEL	FOOT	10
81018500	CONDUIT PUSHED, 2" DIA., GALVANIZED STEEL	FOOT	203
81018600	CONDUIT PUSHED, 2 1/2" DIA., GALVANIZED STEEL	FOOT	90
81018900	CONDUIT PUSHED, 4" DIA., GALVANIZED STEEL	FOOT	121
81019000	CONDUIT PUSHED, 5" DIA., GALVANIZED STEEL	FOOT	135
81400100	HANDHOLE	EACH	4
81400200	HEAVY-DUTY HANDHOLE	EACH	4
81400300	DOUBLE HANDHOLE	EACH	2
81500200	TRENCH AND BACKFILL FOR ELECTRICAL WORK	FOOT	759
85700200	FULL-ACTUATED CONTROLLER AND TYPE IV CABINET	EACH	1
87301215	ELECTRIC CABLE IN CONDUIT, SIGNAL NO. 14 2C	FOOT	913
87301225	ELECTRIC CABLE IN CONDUIT, SIGNAL NO. 14 3C	FOOT	1586
87301245	ELECTRIC CABLE IN CONDUIT, SIGNAL NO. 14 5C	FOOT	1162
87301255	ELECTRIC CABLE IN CONDUIT, SIGNAL NO. 14 7C	FOOT	1537
87301305	ELECTRIC CABLE IN CONDUIT, LEAD-IN NO. 14 1PAIR	FOOT	1600
87301805	ELECTRIC CABLE IN CONDUIT, SERVICE, NO. 6 2 C	FOOT	228
87502480	TRAFFIC SIGNAL POST, GALVANIZED STEEL 14 FT.	EACH	2
87502500	TRAFFIC SIGNAL POST, GALVANIZED STEEL 16 FT.	EACH	2
87700150	STEEL MAST ARM ASSEMBLY AND POLE, 22 FT.	EACH	1
87700180	STEEL MAST ARM ASSEMBLY AND POLE, 28 FT.	EACH	1
87700220	STEEL MAST ARM ASSEMBLY AND POLE, 36 FT.	EACH	2
87800100	CONCRETE FOUNDATION, TYPE A	FOOT	20
87800200	CONCRETE FOUNDATION, TYPE D	FOOT	4
87800400	CONCRETE FOUNDATION, TYPE E 30-INCH DIAMETER	FOOT	60
88200210	TRAFFIC SIGNAL BACKPLATE, LOUVERED, ALUMINUM	EACH	8
88500100	INDUCTIVE LOOP DETECTOR	EACH	8
88600100	DETECTOR LOOP, TYPE 1	FOOT	1166
* 88700200	LIGHT DETECTOR	EACH	2
* 88700300	LIGHT DETECTOR AMPLIFIER	EACH	1
88800100	PEDESTRIAN PUSH-BUTTON	EACH	5
X8050010	SERVICE INSTALLATION, GROUND MOUNTED	EACH	1
X8730027	ELECTRIC CABLE IN CONDUIT, GROUNDING, NO. 6 1C	FOOT	737
* X8730250	ELECTRIC CABLE IN CONDUIT NO. 20 3/C, TWISTED, SHIELDED	FOOT	272
X8800020	SIGNAL HEAD, L.E.D., 1-FACE, 3-SECTION, MAST ARM MOUNTED	EACH	6
X8800040	SIGNAL HEAD, L.E.D., 1-FACE, 5-SECTION, BRACKET MOUNTED	EACH	2
X8800045	SIGNAL HEAD, L.E.D., 1-FACE, 5-SECTION, MAST ARM MOUNTED	EACH	2
X8800060	SIGNAL HEAD, L.E.D., 2-FACE, 3-SECTION, BRACKET MOUNTED	EACH	2
X8810610	PEDESTRIAN SIGNAL HEAD, L.E.D., 1-FACE, BRACKET MOUNTED	EACH	2
X8810620	PEDESTRIAN SIGNAL HEAD, L.E.D., 2-FACE, BRACKET MOUNTED	EACH	3

* 100% COST TO VILLAGE OF MATTESON

REVISIONS	
NAME	DATE

ILLINOIS DEPARTMENT OF TRANSPORTATION
DISTRICT 1
SEQUENCES, &
SCHEDULE OF QUANTITIES
ILL. RTE. 50 (CICERO AVENUE)
& 207TH STREET

NOT TO SCALE
DATE: 1/17/06

DRAWN BY: OUT
DESIGNED BY: OUT
CHECKED BY: JUE