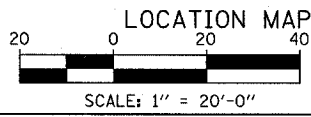
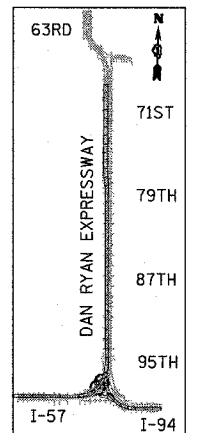

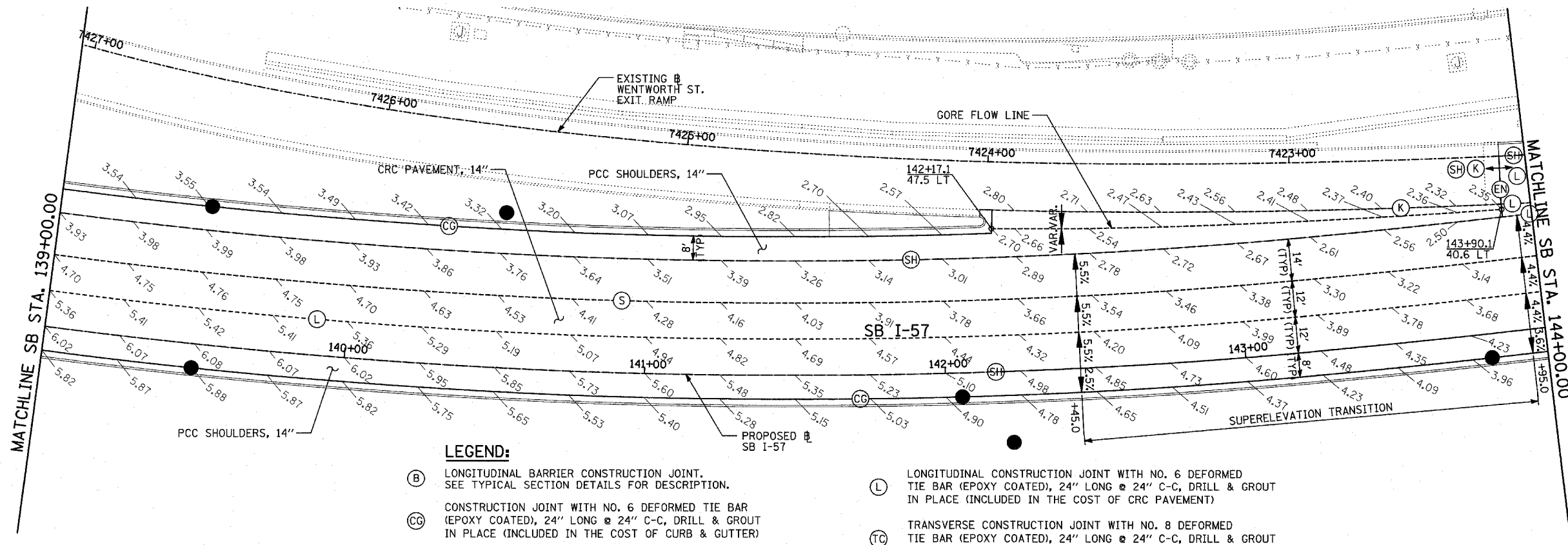


- NOTES:**
- PAVEMENT ELEVATIONS GIVEN ARE AT 25' SPACING UNLESS OTHERWISE NOTED
  - ALL DEFORMED TIE BARS SHALL BE EPOXY COATED.
  - CONTRACTION JOINTS (UNDOWELED-SAWED OR GROOVED) SHALL BE PROVIDED ACROSS ALL PCC SHOULDERS. JOINT SPACING SHALL BE 15' C-C UNLESS OTHERWISE NOTED.



- LEGEND:**
- (B) LONGITUDINAL BARRIER CONSTRUCTION JOINT. SEE TYPICAL SECTION DETAILS FOR DESCRIPTION.
  - (CG) CONSTRUCTION JOINT WITH NO. 6 DEFORMED TIE BAR (EPOXY COATED), 24" LONG @ 24" C-C, DRILL & GROUT IN PLACE (INCLUDED IN THE COST OF CURB & GUTTER)
  - (S) SAWED LONGITUDINAL JOINT WITH NO. 6 DEFORMED TIE BAR (EPOXY COATED), 30" LONG @ 30" C-C (INCLUDED IN THE COST OF CRC PAVEMENT)
  - (T) TRANSVERSE CONSTRUCTION JOINT WITH 1-1/2" DIA. DEFORMED TIE BARS (EPOXY COATED), 18" LONG @ 12" C-C, DRILL & GROUT IN PLACE (INCLUDED IN THE COST OF PCC PAVEMENT)
  - (SH) LONGITUDINAL SHOULDER CONSTRUCTION JOINT WITH NO. 6 DEFORMED TIE BAR (EPOXY COATED), 24" LONG @ 24" C-C, DRILL & GROUT IN PLACE (INCLUDED IN THE COST OF PCC AND CRC PAVEMENT)
  - (L) LONGITUDINAL CONSTRUCTION JOINT WITH NO. 6 DEFORMED TIE BAR (EPOXY COATED), 24" LONG @ 24" C-C, DRILL & GROUT IN PLACE (INCLUDED IN THE COST OF CRC PAVEMENT)
  - (TC) TRANSVERSE CONSTRUCTION JOINT WITH NO. 8 DEFORMED TIE BAR (EPOXY COATED), 24" LONG @ 24" C-C, DRILL & GROUT IN PLACE (INCLUDED IN THE COST OF CRC PAVEMENT)
  - (E) TRANSVERSE EXPANSION JOINT WITH 1/2" DIA. CAPPED DOWELS, 18" LONG @ 12" C-C, DRILL & GROUT IN PLACE (INCLUDED IN THE COST OF CRC PAVEMENT)
  - (K) LONGITUDINAL KEYED JOINT WITHOUT TIE BARS (INCLUDED IN THE COST OF CRC PAVEMENT OR PCC SHOULDERS).
  - (EN) TRANSVERSE EXPANSION JOINT (NO DOWELS INCLUDED) (INCLUDED IN THE COST OF CRC PAVEMENT)

| REVISIONS |      |
|-----------|------|
| NAME      | DATE |
|           |      |
|           |      |
|           |      |
|           |      |
|           |      |

ILLINOIS DEPARTMENT OF TRANSPORTATION  
**F.A.I. 94 (DAN RYAN EXPRESSWAY)  
 PAVEMENT JOINTING AND ELEVATION PLAN  
 SB I-57  
 STA. 134+00.00 TO 144+00.00  
 SHEET 6 OF 23**

SCALE: 1"=20'  
 DATE: MARCH 1, 2006  
 DRAWN BY: JJS  
 CHECKED BY: JPM

**TYLIN INTERNATIONAL**