

F.A. RTE.	SECTION	COUNTY	TOTAL SHEETS	SHEET NO.
595	L-1	ROCK ISLAND	239	165
STA	TO STA			
FED. RD DIST. NO.	ILLINOIS	FED. AID PROJECT		
CONTRACT # 84986				

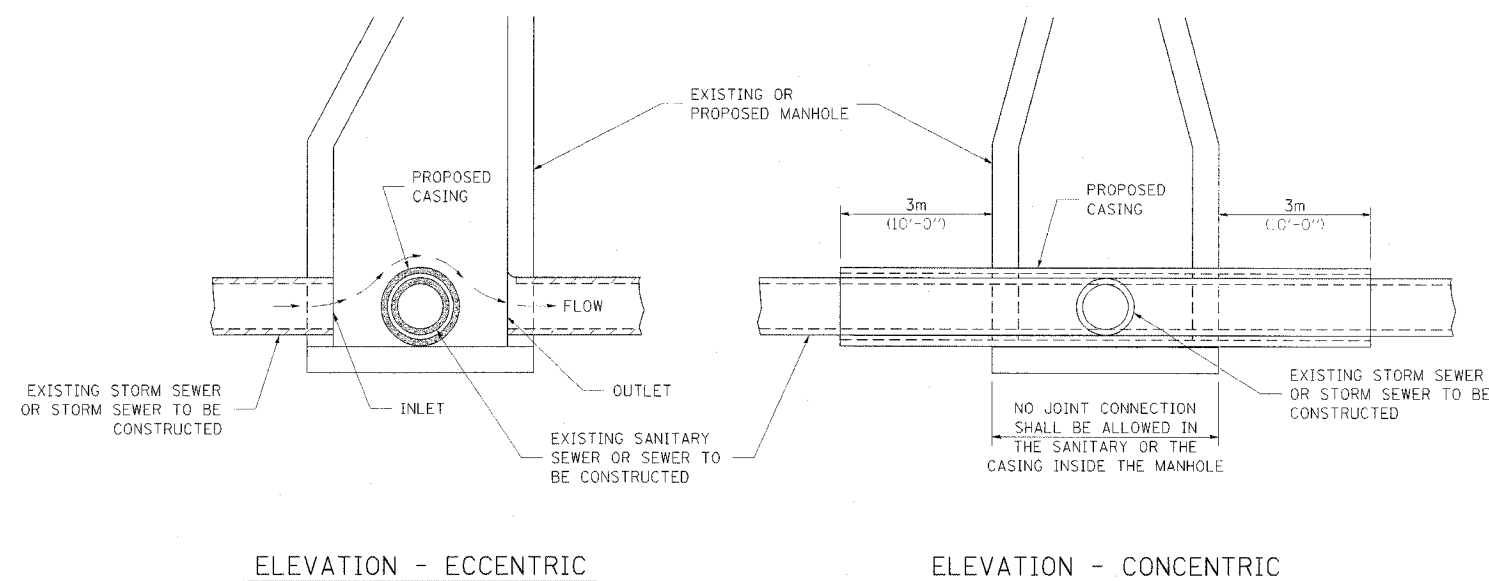
SEWER AND WATER MAIN CROSSINGS

THIS DETAIL IS FOR UNKNOWN UTILITIES UNLESS QUANTITIES ARE INCLUDED IN THE PLANS THE EXTRA WORK WILL BE PAID FOR IN ACCORDANCE WITH ARTICLE 109.04.

WHEN PROPOSED SEWER (OR WATER) IS LOCATED 3.1 m (10'-0") OR MORE FROM EXISTING WATER (OR SEWER) NO SPECIAL CONSTRUCTION REQUIRED.

WHEN PROPOSED SEWER (OR WATER) IS LOCATED LESS THAN 3.1 m (10'-0") FROM EXISTING WATER (OR SEWER) DETAILS BELOW SHALL APPLY.

DATE	
BY	
PROJECT	
PLANNING	
DESIGN	
CONSTRUCTION	
NO.	



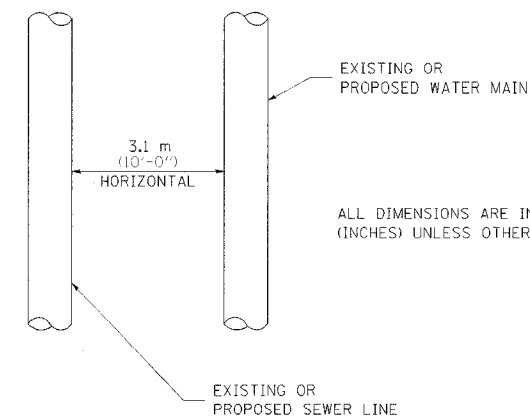
ELEVATION - ECCENTRIC

ELEVATION - CONCENTRIC

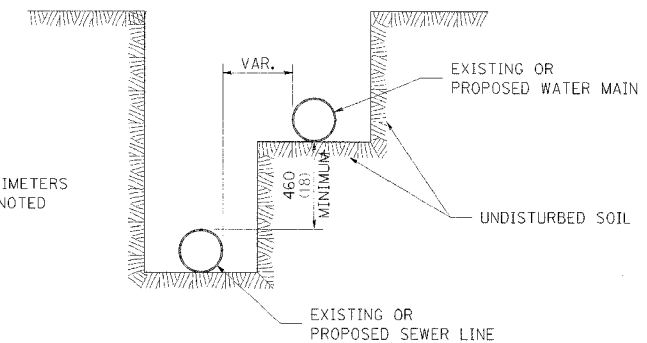
AT GRADE CROSSING OF SANITARY AND STORM SEWER

CASING SHALL BE CAST IRON WITH AN INSIDE DIAMETER 50 (2) LARGER IN DIAMETER THAN ENCASED PIPE OUTSIDE DIAMETER WITH BOTH ENDS OF CASING SEALED

ALL DIMENSIONS ARE IN MILLIMETERS (INCHES) UNLESS OTHERWISE NOTED



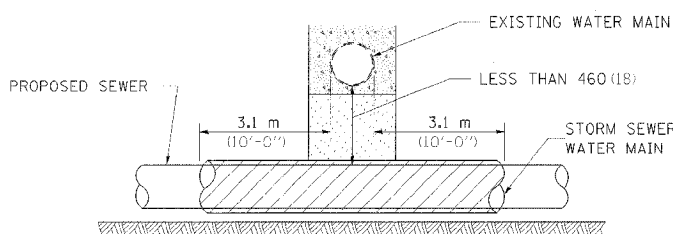
PLAN VIEW



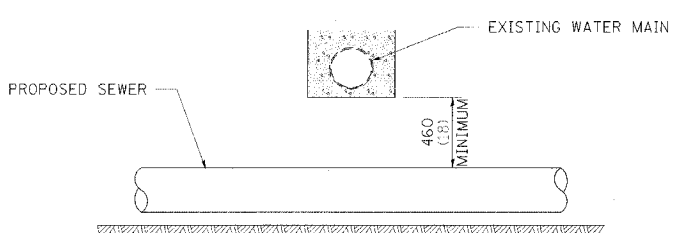
WATER AND SEWER HORIZONTAL SEPARATION REQUIREMENTS

ALL DIMENSIONS ARE IN MILLIMETERS (INCHES) UNLESS OTHERWISE NOTED

POINT LOADS SHALL NOT BE ALLOWED BETWEEN SEWER OR SEWER CASING AND WATER MAIN
 PROVIDE ADEQUATE SUPPORT FOR EXISTING WATER MAIN TO PREVENT DAMAGE DUE TO SETTLEMENT OF SEWER TRENCH



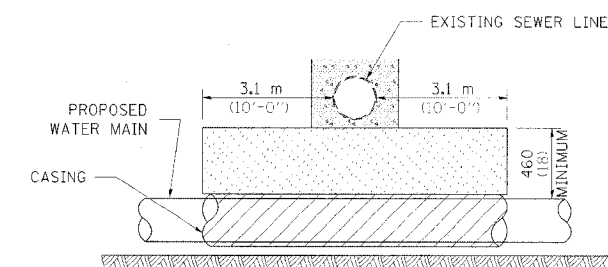
PROVIDE ADEQUATE SUPPORT FOR EXISTING WATER MAIN TO PREVENT DAMAGE DUE TO SETTLEMENT OF SEWER TRENCH
 MAINTAIN 460 (18) MINIMUM VERTICAL SEPARATION FOR 3.1m (10') HORIZONTALLY



PROPOSED SEWER LINE BELOW EXISTING WATER MAIN

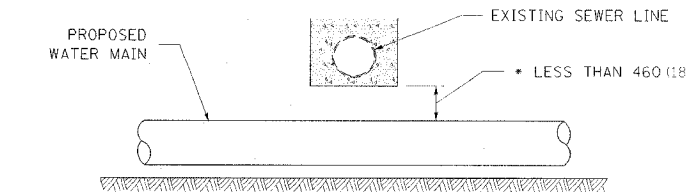
ALL DIMENSIONS ARE IN MILLIMETERS (INCHES) UNLESS OTHERWISE NOTED

PROVIDE ADEQUATE SUPPORT FOR EXISTING SEWER LINE TO PREVENT DAMAGE DUE TO SETTLEMENT
 PLACE TRENCH BACKFILL FOR 3.1 m (10') ON EITHER SIDE OF SEWER LINE



CASING SHALL BE CAST IRON WITH AN INSIDE DIAMETER 50 (2) LARGER IN DIAMETER THAN ENCASED PIPE OUTSIDE DIAMETER WITH BOTH ENDS OF CASING SEALED

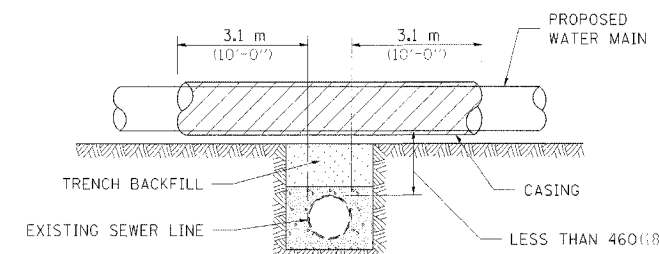
PROVIDE ADEQUATE SUPPORT FOR EXISTING WATER MAIN TO PREVENT DAMAGE DUE TO SETTLEMENT OF SEWER TRENCH
 MAINTAIN 460 (18) MINIMUM VERTICAL SEPARATION FOR 3.1m (10') HORIZONTALLY



PROPOSED WATER MAIN ABOVE EXISTING SEWER LINE

ALL DIMENSIONS ARE IN MILLIMETERS (INCHES) UNLESS OTHERWISE NOTED

POINT LOADS SHALL NOT BE ALLOWED BETWEEN WATER MAIN OR WATER MAIN CASING AND SEWER

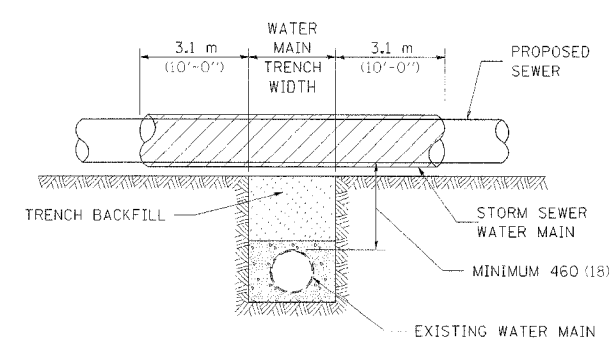


CASING SHALL BE CAST IRON WITH AN INSIDE DIAMETER 50 (2) LARGER IN DIAMETER THAN ENCASED PIPE OUTSIDE DIAMETER WITH BOTH ENDS OF CASING SEALED

ALL DIMENSIONS ARE IN MILLIMETERS (INCHES) UNLESS OTHERWISE NOTED

PROPOSED WATER MAIN ABOVE EXISTING SEWER LINE

PROVIDE ADEQUATE SUPPORT FOR SEWER TO PREVENT SETTLING AND BREAKING THE WATER MAIN.



ALL DIMENSIONS ARE IN MILLIMETERS (INCHES) UNLESS OTHERWISE NOTED

EXISTING WATER MAIN BELOW PROPOSED SEWER LINE WITH MINIMUM 460 (18) VERTICAL SEPARATION

DATE	
BY	
PROJECT	
PLANNING	
DESIGN	
CONSTRUCTION	
NO.	

ALL DIMENSIONS ARE IN MILLIMETERS (INCHES) UNLESS OTHERWISE NOTED