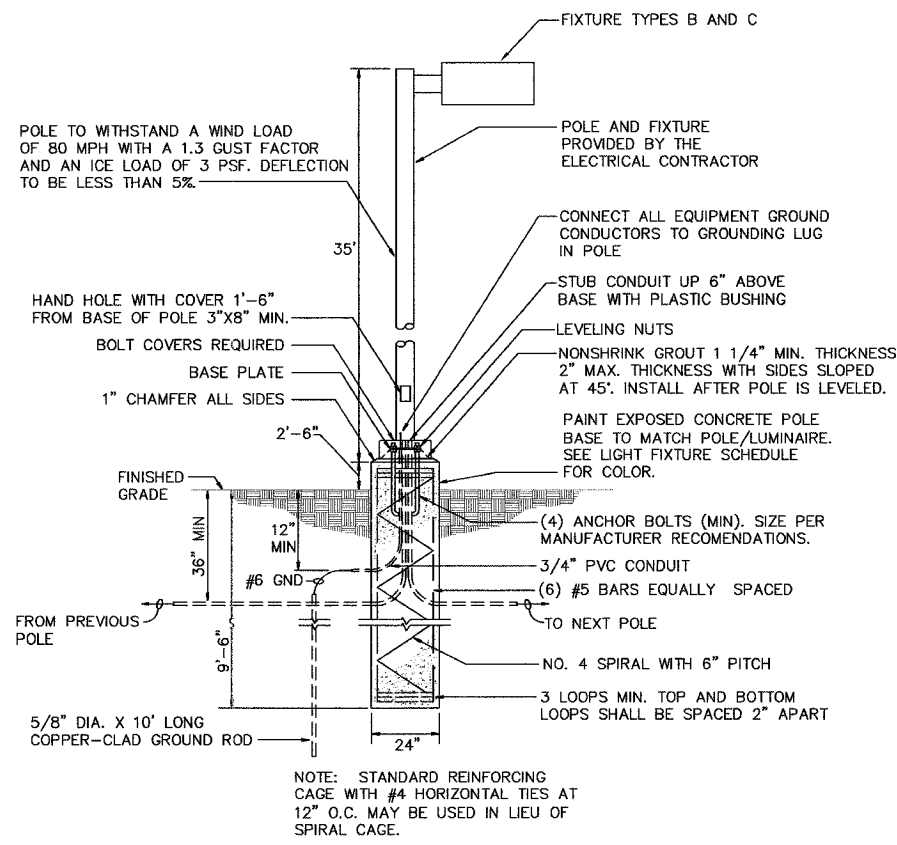
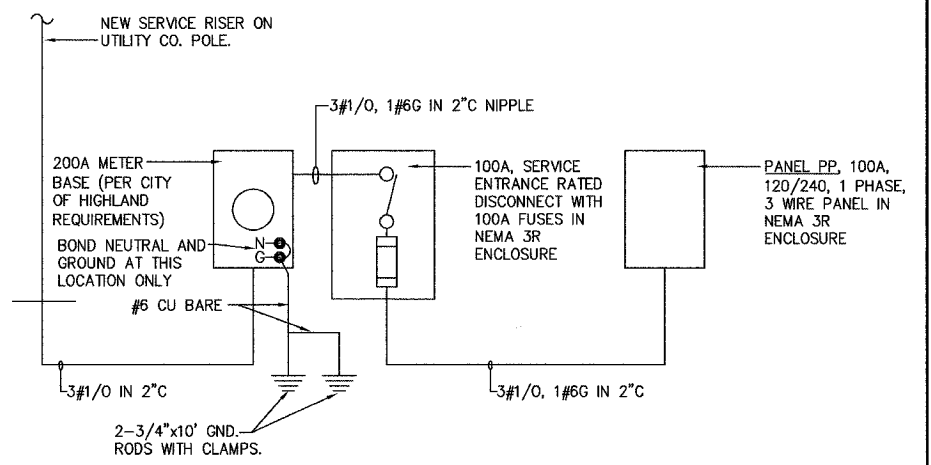


**1 FIXTURE TYPE A POLE BASE DETAIL**  
NO SCALE



**2 FIXTURE TYPES B AND C POLE BASE DETAIL**  
NO SCALE

PANEL NO: PP (NEMA 3R)										22000 AIC	
VA	FUNCTION	SIZE	CKT	PH	CKT	SIZE	FUNCTION	VA			
930	PARKING LOT LIGHTS	20A/2P	1	A	2	20A/2P	PARKING LOT LIGHTS	1163			
930			3	B	4			1163			
360	GFI RECEPTACLES	20A/1P	5	A	6	30A/2P	FUTURE HEATER	2500			
124	PASSENGER SHELTER LTG	20A/1P	7	B	8			2500			
--	SPARE	20A/1P	9	A	10	20A/1P	SPARE	--			
--	SPARE	20A/1P	11	B	12	20A/1P	SPARE	--			
--	SPARE	20A/1P	13	A	14	20A/1P	SPARE	--			
--	SPARE	20A/1P	15	B	16	20A/1P	SPARE	--			
--	SPARE	20A/1P	17	A	18	20A/1P	SPARE	--			
--	SPARE	20A/1P	19	B	20	20A/1P	SPARE	--			
VOLTAGES		A	B	TOTALS		VOLTS:		240V/120, 1Ø, 3W			
PHASE		4953	4717	9670							
MAINS: 100 AMP MAIN BREAKER			POLES: 20 POSITIONS			MOUNTING: SURFACE					

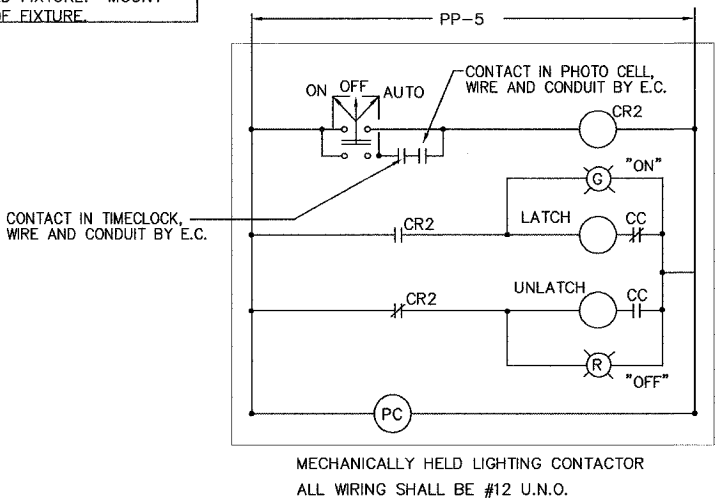


**3 ELECTRICAL ONE-LINE DIAGRAM**  
NO SCALE

LIGHT FIXTURE SCHEDULE						
TYPE	OPT.	MANUFACTURER & CATALOG No.	VOLTAGE	LAMPS	MOUNTING	DESCRIPTION & REMARKS
A	1	STERNER LIGHTING EXEC/RT25/400MH/3S/240/C/28/FL/NS	240	(2) 400W MH	POLE	2 FIXTURES, TYPE 3 DISTRIBUTION AT 180 DEGREES. MOUNT ON A 35' SQUARE TAPERED STEEL POLE. NOTES 1 AND 3.
B	1	STERNER LIGHTING EXEC/RT25/400MH/2S/240/C/10/FL/NS	240	(1) 400W MH	POLE	TYPE 2 DISTRIBUTION. MOUNT ON A 35' SQUARE TAPERED STEEL POLE. NOTES 2 AND 3.
C	1	STERNER LIGHTING EXEC/RT25/400MH/3S/240/C/10/FL/NS	240	(1) 400W MH	POLE	TYPE 3 DISTRIBUTION. MOUNT ON A 35' SQUARE TAPERED STEEL POLE. NOTES 2 AND 3.
D	1	KENALL MLHA8-48-F-MW-CP-2-32-PB8-1-120	120	(2) 32W T8 3500 K	WALL SURFACE	HIGH ABUSE VANDAL RESISTANT LINEAR FLUORESCENT WALL MOUNTED FIXTURE. MOUNT AT 8\"-8\" AFF TO CENTER OF FIXTURE.

- LIGHT FIXTURE SCHEDULE NOTES**
1. PROVIDE STERNER STS35/7\"x3.75\"/0.120\"/28/NS POLE.
  2. PROVIDE STERNER STS35/7\"x3.75\"/0.120\"/10/NS POLE.
  3. PAINT ON FIXTURE AND POLE SHALL BE SHERWIN WILLIAMS SW6475 \"COUNTRY SQUIRE\" OR APPROVED EQUAL.

SITE LIGHTING CONTACTOR SCHEDULE				
CONTACTOR NAME	POLES/AMPS	CIRCUITS	REMARKS	CONTROL CIRCUIT
LC-1	8/30	PP-1,2,3,4,7 3 SPARE	SITE/SHELTER LIGHTING	ON VIA PHOTOCELL OFF VIA TIMECLOCK



**4 EXTERIOR LIGHTING CONTROL (LC-1) DIAGRAM**  
NO SCALE

- SYMBOLS**
- PROPOSED 400W MH SHOEBOX FIXTURE ON 35' POLE.
  - PROPOSED TWIN 400W MH SHOEBOX FIXTURE ON 35' POLE.
  - FLUORESCENT FIXTURE
  - UNDERGROUND CONDUIT ROUTING.
  - CONDUIT ROUTING CONCEALED WITHIN FINISHES.
  - ⚡ GFI DUPLEX RECEPTACLE WITH WEATHERPROOF COVERPLATE
  - ⊞ ELECTRIC SERVICE METER
  - ⊞ ELECTRIC PANEL. SEE PLAN FOR DESCRIPTION.
  - ⊙ PHOTOCELL
  - ⊙ JUNCTION BOX

<b>BRiC</b> PARTNERSHIP, LLC CONSULTING ENGINEERS 100 EAST WASHINGTON, SUITE 220 BELLEVILLE, IL 62220 TEL: 618.277.5200 FAX: 618.277.5227		<b>ELECTRICAL SCHEDULES AND DETAILS</b> HIGHLAND PARK-RIDE IMPROVEMENTS MADISON COUNTY TRANSIT HIGHLAND, ILLINOIS SECTION No. 00-00012-00-PK													
SCALE: AS NOTED															
<table border="1"> <thead> <tr> <th colspan="4">REVISIONS</th> </tr> <tr> <th>NO.</th> <th>DATE</th> <th>BY</th> <th>REMARKS</th> </tr> </thead> <tbody> <tr> <td> </td> <td> </td> <td> </td> <td> </td> </tr> </tbody> </table>				REVISIONS				NO.	DATE	BY	REMARKS				
REVISIONS															
NO.	DATE	BY	REMARKS												
DSNL BY: JEN DATE: 11-30-05	DATE: 11-30-05	SHEET <b>16</b>													
DWNL BY: JEN DATE: 11-30-05	DATE: 11-30-05	OF 2 SHTS													
DWG. NO.	JOB NO. 1268-04	DWG NAME: E2	OF 2 SHTS												