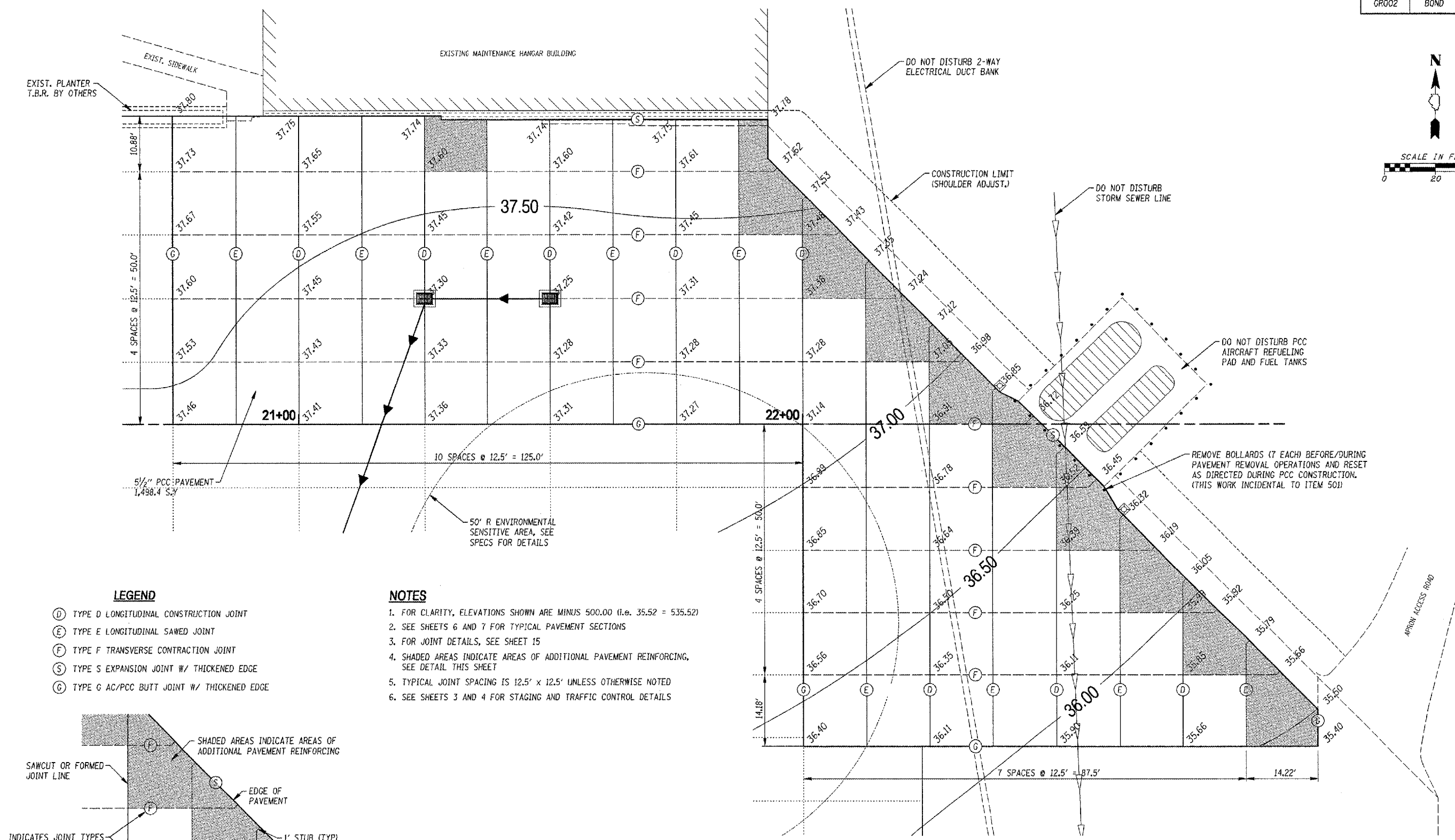
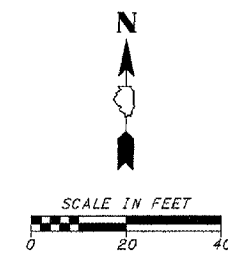


| | | | |
|-----------------|--------|--------------|-----------|
| CONTRACT NUMBER | COUNTY | TOTAL SHEETS | SHEET NO. |
| GRO02 | BOND | 29 | 14 |

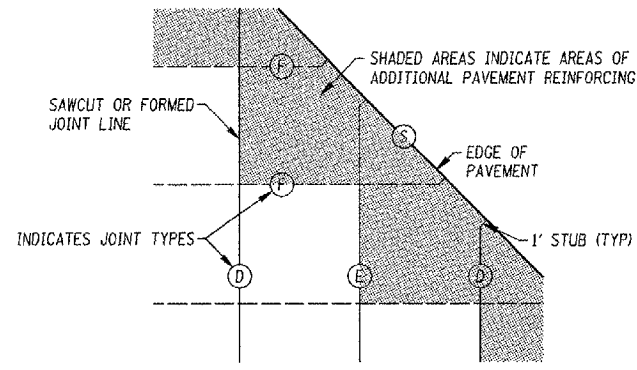


LEGEND

- (D) TYPE D LONGITUDINAL CONSTRUCTION JOINT
- (E) TYPE E LONGITUDINAL SAWED JOINT
- (F) TYPE F TRANSVERSE CONTRACTION JOINT
- (S) TYPE S EXPANSION JOINT W/ THICKENED EDGE
- (G) TYPE G AC/PCC BUTT JOINT W/ THICKENED EDGE

NOTES

1. FOR CLARITY, ELEVATIONS SHOWN ARE MINUS 500.00 (i.e. 35.52 = 535.52)
2. SEE SHEETS 6 AND 7 FOR TYPICAL PAVEMENT SECTIONS
3. FOR JOINT DETAILS, SEE SHEET 15
4. SHADED AREAS INDICATE AREAS OF ADDITIONAL PAVEMENT REINFORCING, SEE DETAIL THIS SHEET
5. TYPICAL JOINT SPACING IS 12.5' x 12.5' UNLESS OTHERWISE NOTED
6. SEE SHEETS 3 AND 4 FOR STAGING AND TRAFFIC CONTROL DETAILS



TAPER DETAIL

| DATE | DESCRIPTION OF THE REVISIONS | BY |
|------|------------------------------|----|
| | | |
| | | |
| | | |
| | | |

GREENVILLE AIRPORT AUTHORITY GREENVILLE, ILLINOIS

HENRY, MEISENHEIMER & GEMDE, INC.
ENGINEERS
CARLYLE, ILLINOIS 62231
www.hmgengineers.com
(618) 624-3711 Fax (618) 624-8217

PROPOSED PCC PAVING PLAN

| | |
|------------------|--------------|
| IL. PROJ. NO. | GRE-3215 |
| A.J.P. PROJ. NO. | 3-17-0049-B4 |
| FILE NAME | GA-PAVING03 |
| DATE | 03-24-2006 |

H.M.G. NO. 5598