




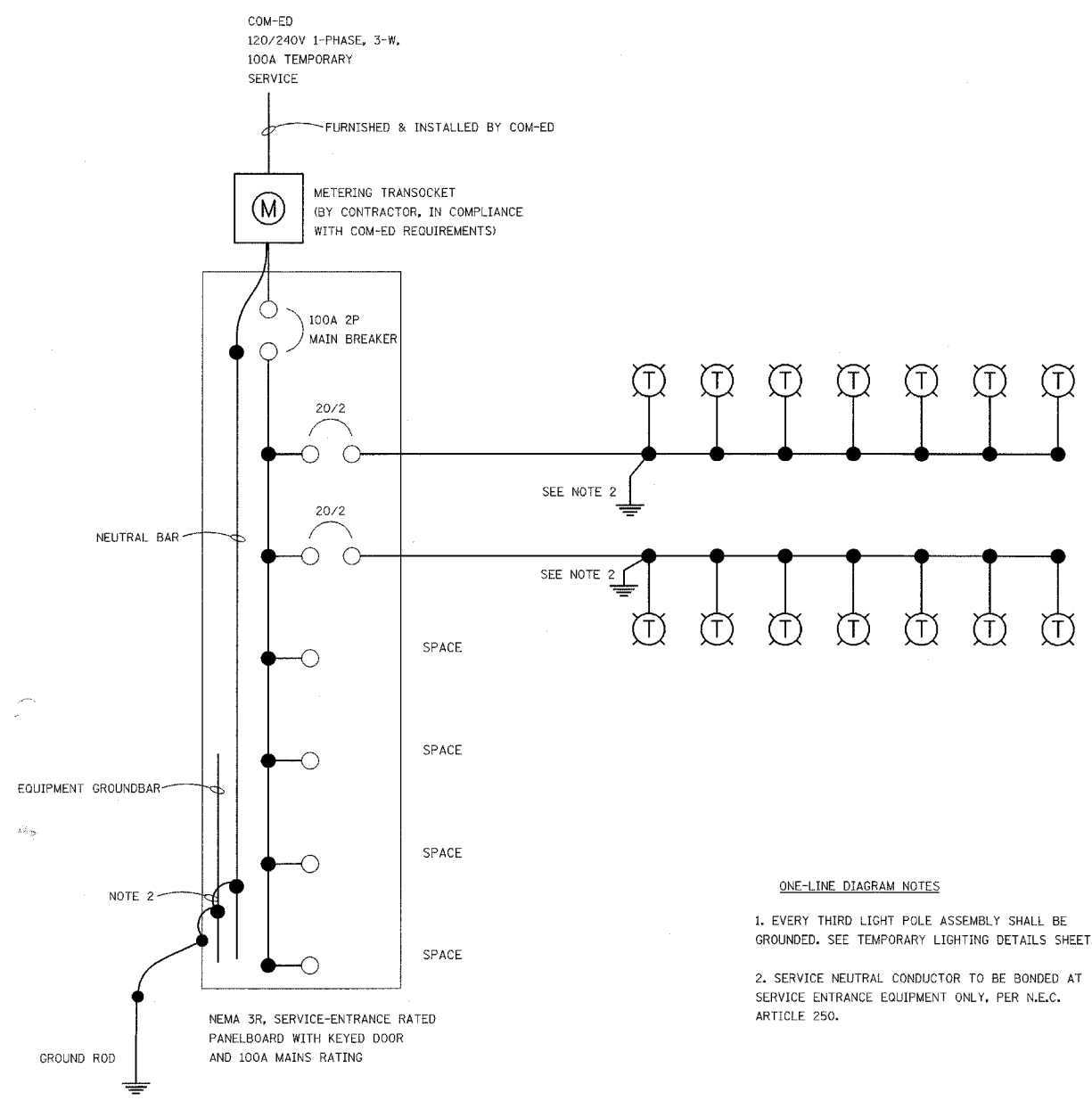
#62391

GENERAL NOTES

- 1- ALL WORK SHALL CONFORM TO THE LATEST NATIONAL ELECTRIC CODE AND IDOT STANDARD SPECIFICATIONS.
- 2- ALL ELECTRICAL EQUIPMENT AND DEVICES SHALL BE U.L. LISTED AND LABELED.
- 3- ALL CIRCUIT WIRES SHALL BE LABELED AND IDENTIFIED.
- 4- REFER TO SHEET STAGE I LIGHTING PLAN FOR ADDITIONAL INFORMATION.
- 5- WIRING BETWEEN METER & PANEL BOARD SHALL BE #2 AWG.

LEGEND

- AC---
-  AERIAL CABLE 3-1/C #2 WITH MESSENGER WIRE
-  TEMPORARY 60 FT WOOD LIGHT POLE 15 FT MAST ARM AND 400W LUMINAIRE 240V
-  GROUND ROD 5/8" X 10 FT



ONE-LINE DIAGRAM

ONE-LINE DIAGRAM NOTES

1. EVERY THIRD LIGHT POLE ASSEMBLY SHALL BE GROUNDED. SEE TEMPORARY LIGHTING DETAILS SHEET.
2. SERVICE NEUTRAL CONDUCTOR TO BE BONDED AT SERVICE ENTRANCE EQUIPMENT ONLY, PER N.E.C. ARTICLE 250.

REVISIONS	
NAME	DATE

ILLINOIS DEPARTMENT OF TRANSPORTATION
U.S. ROUTE 14 OVER LAWRENCE CREEK
**TEMPORARY LIGHTING NOTES, LEGEND,
AND ONE-LINE DIAGRAM**

SCALE: N.T.S. DRAWN BY: JPG
DATE: 3-09-05 CHECKED BY: GAG

