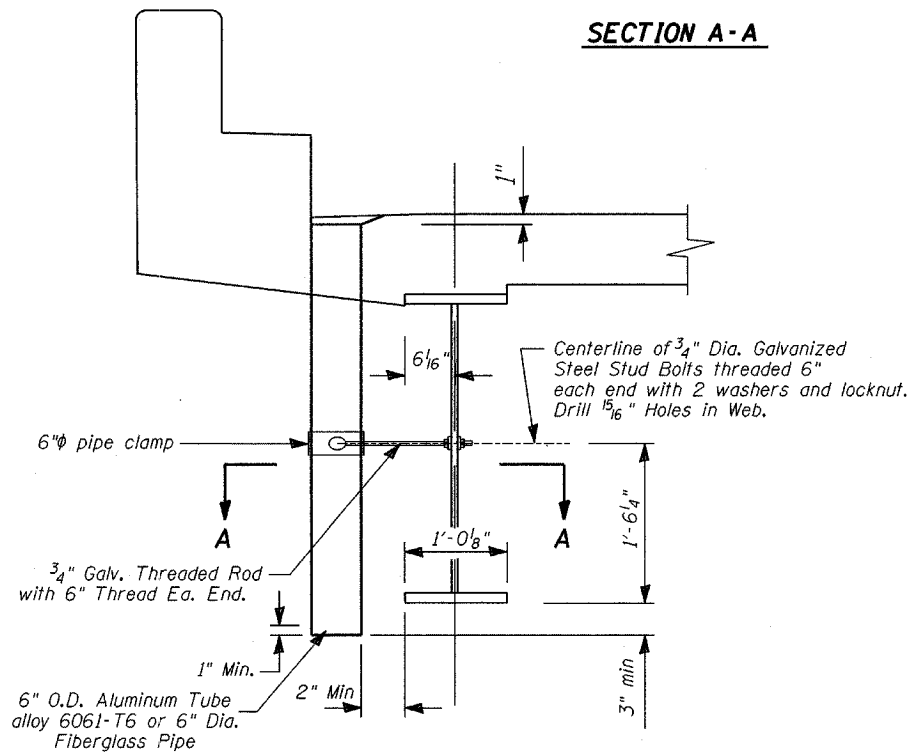
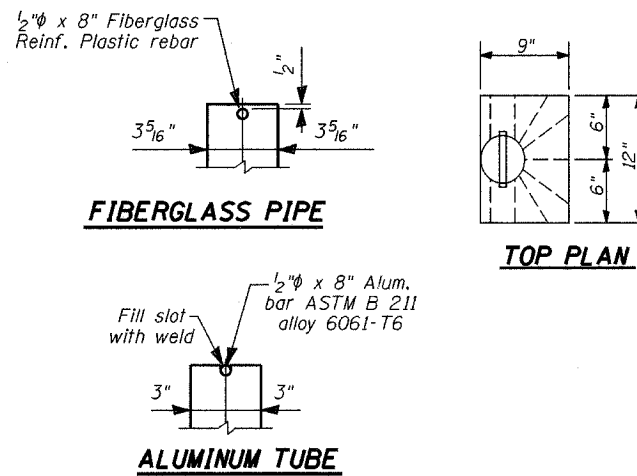
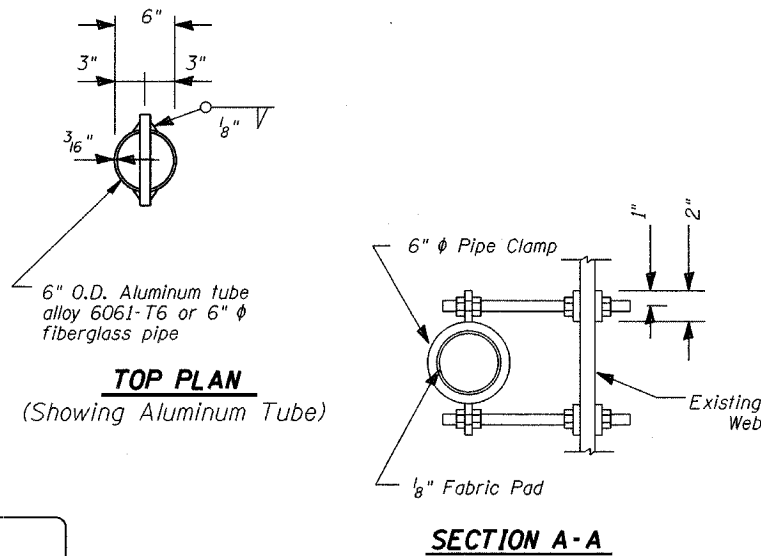


STATE OF ILLINOIS  
DEPARTMENT OF TRANSPORTATION

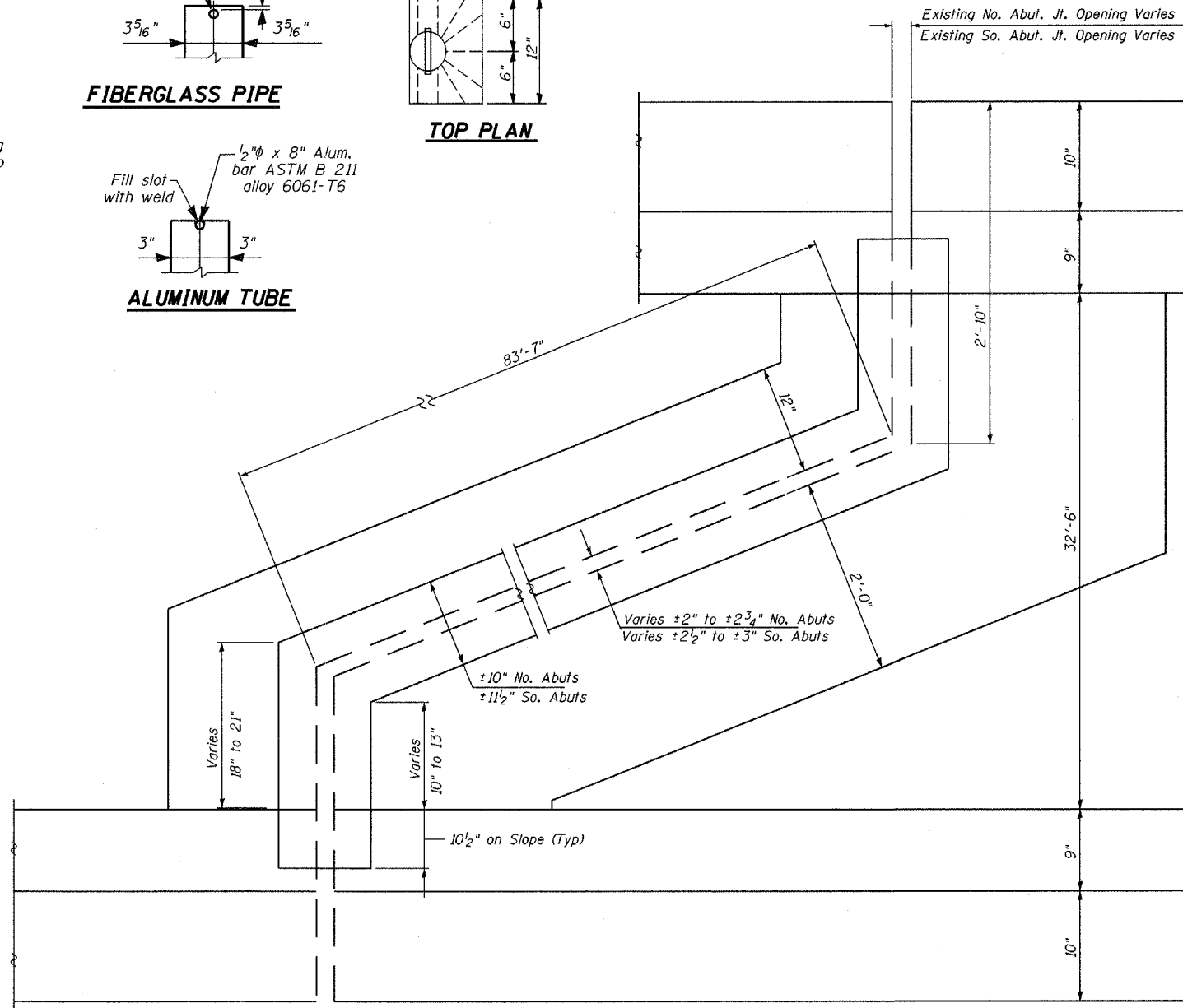
ROUTE NO.	SECTION	COUNTY	SHEET	SHEET	SHEET NO. <u>8</u>
F.A.P.	*	Winnebago	36	16	<u>9</u> SHEETS
FED. ROAD DIST. NO. 7	ILLINOIS	FED. AID PROJECT			

\* (5VB, 5HB, 1-2HB)M CONTRACT #64A88



**Notes:**  
Fiberglass pipe shall conform to ASTM D 2996, with short - time rupture strength hoop tensile stress of 30,000 psi minimum.  
The clamping device shall be galvanized in accordance with AASHTO M-232.

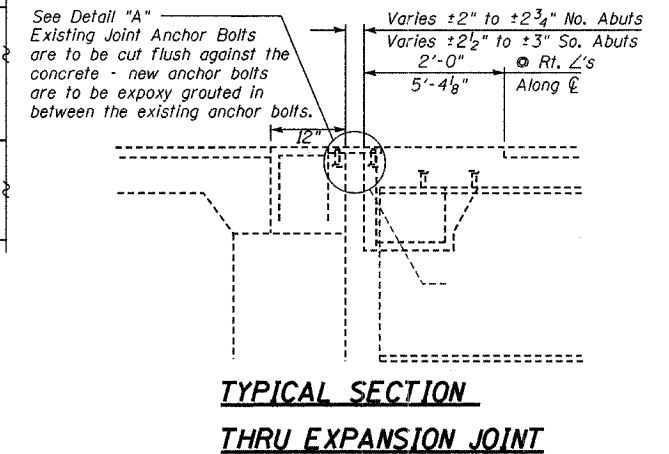
DESIGNED	SB, DP
CHECKED	SB
DRAWN	BH, BS
CHECKED	SB



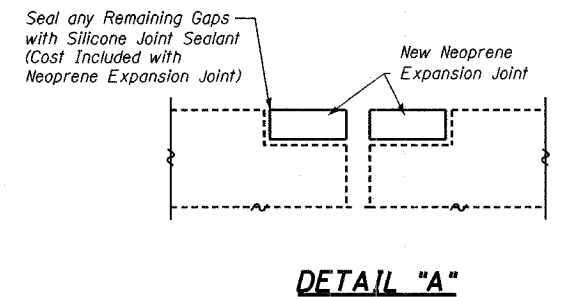
**EXISTING PARTIAL PLAN**

**BILL OF MATERIAL**

ITEM	UNIT	TOTAL
Neoprene Expansion Joint 2"	Foot	176
Neoprene Expansion Joint 4"	Foot	176



**Note:**  
When replacing a neoprene expansion joint, existing anchor bolts will need to be cut flush against the concrete & new anchor bolts will need to be epoxy grouted in between the existing anchor bolts. See sheet 9 of 9 for details.



FLOOR DRAIN AND  
JOINT REPLACEMENT DETAILS  
F.A.P. Route 303 &  
FAP 738 (IL 251) OVER RAILROAD  
SECTION (5VB, 5HB, 1-2HB)M  
WINNEBAGO COUNTY  
SN 101-0029 & 101-0030