





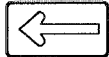
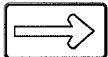
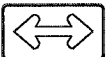











F.A.I. RTE.	SECTION	COUNTY	TOTAL SHEETS	SHEET NO.
74	(90-11)R-2; 90(13,14,14-1)R-1	TAZEWELL	1366	122
STA. 152+445.837 TO STA. 153+892.180		FED. ROAD DIST. NO. 4 ILLINOIS FED. AID PROJECT		








SIGN LEGEND

					
① W 20-1 1200mm x 1200mm	④ W 4-2L 1200mm x 1200mm	⑤ W 4-2R 1200mm x 1200mm	⑦ W 21-1A 1200mm x 1200mm	⑫ R 1-2 1200mm x 1200mm	⑬ W3-2a 1200mm x 1200mm
					
⑬ W 1-6L 1200mm x 600mm	⑰ W 1-6R 1200mm x 600mm	⑱ W 1-7 1200mm x 600mm	⑳ R 10-6 600mm x 900mm	㉒ BLACK ON ORANGE 600mm x 600mm	㉔ W 6-1 1200mm x 1200mm
					
⑳ W 17-1100 900mm x 225mm	㉓ W 1-4bL 1200mm x 1200mm	㉕ W 1-4bR 1200mm x 1200mm	㉖ R3-100R 600mm x 600mm	㉘ W 20-7A 1200mm x 1200mm	㉚ R3-2 1200mm x 1200mm

GENERAL NOTES FOR TRAFFIC CONTROL

- ALL THE TRAFFIC CONTROL DEVICES SHALL CONFORM TO THE TRAFFIC CONTROL PLANS OR THE LATEST EDITION OF THE STATE OF ILLINOIS "MANUAL OF UNIFORM TRAFFIC CONTROL DEVICES FOR STREETS AND HIGHWAYS, AND THE ILLINOIS DEPARTMENT OF TRANSPORTATION HIGHWAY STANDARDS. ALL SHALL BE IN PLACE BEFORE CONSTRUCTION IS STARTED.
- THE TRAFFIC CONTROL PLANS SHALL SERVE AS A GUIDE FOR SAFE DIVERSION OF TRAFFIC DURING EXECUTION OF THIS CONTRACT. HOWEVER, THE CONTRACTOR MAY IMPROVE OR MODIFY THE TRAFFIC CONTROL PLANS FOR THEIR CONSTRUCTION NEEDS, BUT NOT AT THE EXPENSE OF PUBLIC SAFETY OR CONVENIENCE. ANY CONTRACTOR-PROPOSED TRAFFIC CONTROL PLANS SHALL BE SUBMITTED FOR THE WRITTEN APPROVAL OF THE ENGINEER.
- THE EXACT NUMBER, LOCATION, AND SPACING OF ALL SIGNS AND TRAFFIC CONTROL DEVICES MAY BE ADJUSTED TO FIT FIELD CONDITIONS, AS DIRECTED BY THE ENGINEER.
- REMOVE ANY EXISTING PAVEMENT MARKINGS AS REQUIRED IF IN CONFLICT WITH THE TEMPORARY PAVEMENT MARKINGS FOR TRAFFIC CONTROL AND PROTECTION AS SHOWN ON THE PLANS.
- CONSTRUCTION SIGN ⑦ SHALL BE COVERED OR TURNED WHEN NOT APPLICABLE.
- THE CONTRACTOR SHALL PROVIDE TWO CHANGEABLE MESSAGE SIGNS ONE AT EACH END OF NORTH MAIN STREET THAT WILL OPERATE THROUGHOUT THE DURATION OF THE PROJECT.
- THE FURNISHING, INSTALLATION, RELOCATION AND REMOVAL OF ALL TRAFFIC CONTROL SIGNS AND TRAFFIC CONTROL DEVICES SHOWN ON THESE STAGE CONSTRUCTION AND MAINTENANCE OF TRAFFIC PLANS AND THE APPLICABLE IDOT TRAFFIC CONTROL STANDARDS SHALL BE PAID FOR UNDER THE PAY ITEMS "TRAFFIC CONTROL AND PROTECTION (SPECIAL)" AND "TRAFFIC CONTROL AND PROTECTION (EXPRESSWAYS)". THE CONTRACTOR SHALL PROVIDE ANY ADDITIONAL SIGNS AS REQUIRED BY THE ENGINEER, THE COST OF WHICH WILL BE PAID UNDER ARTICLE 109.04.
- CONTRACTOR IS TO MAINTAIN ACCESS TO ALL ENTRANCES AT ALL TIMES BY USING LOCALIZED STAGED CONSTRUCTION OR BY OBTAINING CONSENT TO CLOSE AN ENTRANCE FROM THE OWNER SHOULD THERE BE MORE THAN ONE.
- DURING THE INSTALLATION OF OVERHEAD BRIDGE GIRDERS, FLAG MEN SHALL BE USED TO STOP TRAFFIC FROM CROSSING UNDER THE INSTALLATION.
- A FLAGGER IS REQUIRED WHEN CONSTRUCTION TRAFFIC USES A CLOSED RAMP TO PASS THROUGH A TEMPORARY CRASH INVESTIGATION SITE IN A REVERSE DIRECTION.

LEGEND

-  TEMPORARY PAVEMENT MARKING
-  TEMPORARY PAVEMENT
-  PAVEMENT PATCHING, CLASS B
-  WORK ZONE
-  TRAFFIC FLOW DIRECTION
-  TYPE III BARRICADES
- ① SIGN, SEE GENERAL NOTES AND LEGEND SHEET FOR SIGN TYPE
- DRUM WITH STEADY BURNING MONO-DIRECTIONAL LIGHT
-  TEMPORARY CONCRETE BARRIER



REVISIONS	
NAME	DATE

ILLINOIS DEPARTMENT OF TRANSPORTATION
 F.A.I. ROUTE 74 (I-74)
 MAINTENANCE OF TRAFFIC
 GENERAL NOTES AND LEGENDS
 DRAWN BY KMO
 CHECKED BY RTG
 DATE 12/20/2004