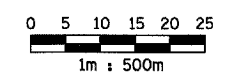

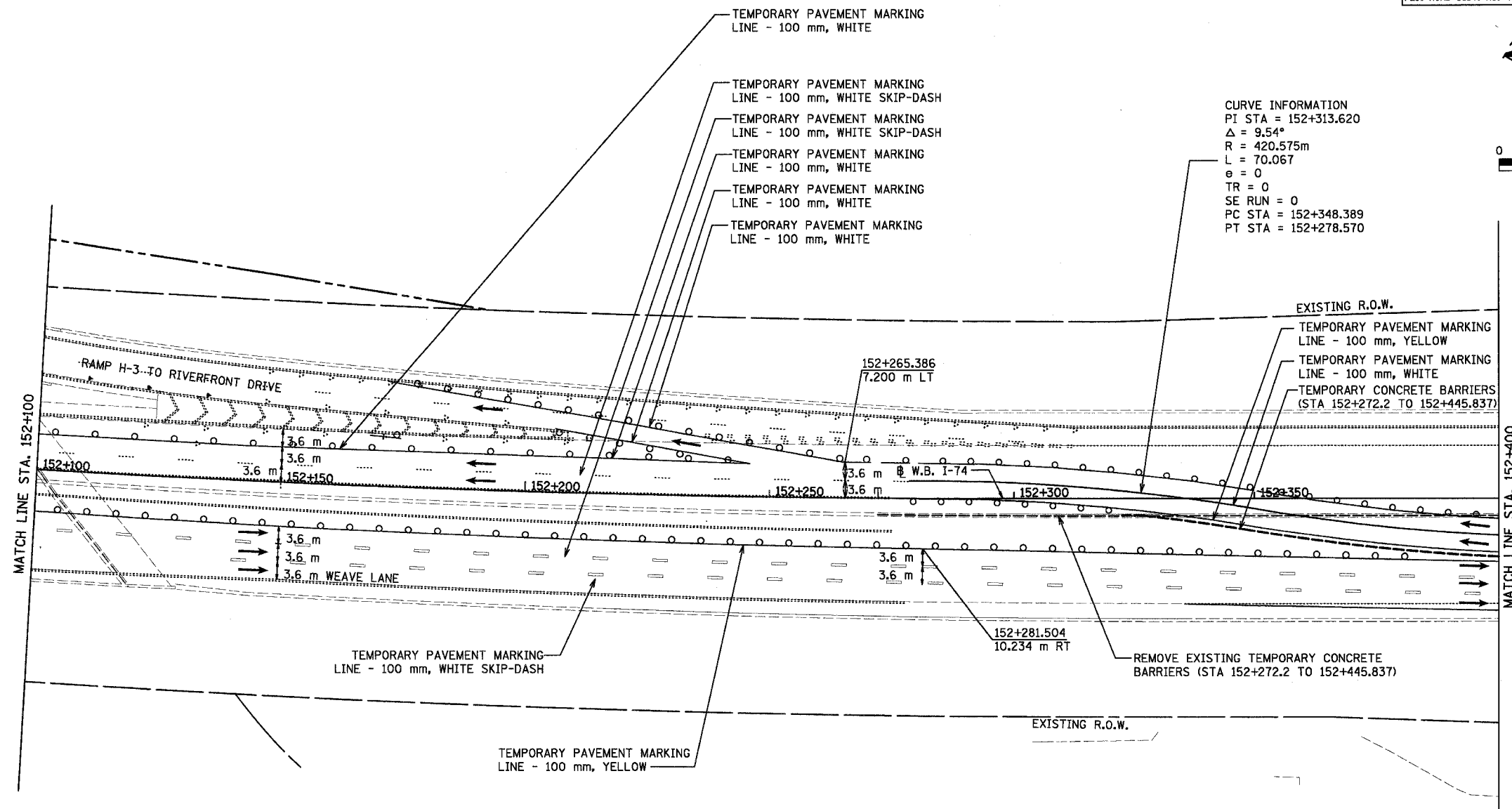


F.A.I. RTE.	SECTION	COUNTY	TOTAL SHEETS	SHEET NO.
74	(90-111R-2; 90(13,14,14-1)R-1	TAZEWELL	1366	148
STA. 152+100		TO STA. 152+400		
FED. ROAD DIST. NO. 4		ILLINOIS FED. AID PROJECT		



CURVE INFORMATION
 PI STA = 152+313.620
 $\Delta = 9.54^\circ$
 R = 420.575m
 L = 70.067
 $e = 0$
 TR = 0
 SE RUN = 0
 PC STA = 152+348.389
 PT STA = 152+278.570



LEGEND

	TEMPORARY PAVEMENT MARKING
	TRAFFIC FLOW DIRECTION
	DRUM WITH STEADY BURNING MONO-DIRECTIONAL LIGHT
	TEMPORARY CONCRETE BARRIER

NOTES: PRIOR TO PLACEMENT OF TEMPORARY CONCRETE BARRIER FOR THE CROSSOVER, REMOVE TEMPORARY CONCRETE BARRIER LOCATED IN THE MEDIAN FROM PREVIOUS CONTRACT, USING STANDARD 701421.

MAINLINE TRAFFIC CONTROL FOR I-74 SHALL BE IN ACCORDANCE WITH STANDARD 701101 AND 701406.

SEE TEMPORARY TRAFFIC CONTROL SCHEDULE TO VERIFY LOCATION OF TEMPORARY CONCRETE BARRIERS. BARRIER WALL REFLECTORS SHALL BE INSTALLED ON ALL TEMPORARY CONCRETE BARRIERS IN ACCORDANCE WITH THE SPECIAL PROVISION.

SEE MOT GENERAL NOTES SHEET FOR TEMPORARY SIGNING LEGEND.

THIS MAINTENANCE OF TRAFFIC PLAN SHOWS SPECIAL TRAFFIC CONTROL IN THIS AREA. IN ADDITION TO THE SPECIAL TRAFFIC CONTROL DETAILS SHOWN, IDOT TRAFFIC CONTROL HIGHWAY STANDARDS SHALL APPLY WHERE APPLICABLE AND AS DIRECTED BY THE ENGINEER. SEE TRAFFIC NOTES ON THE CONSTRUCTION SEQUENCING SHEET FOR STAGE 3A FOR APPLICABLE IDOT HIGHWAY STANDARDS.

REVISIONS	
NAME	DATE



ILLINOIS DEPARTMENT OF TRANSPORTATION
 F.A.I. ROUTE 74 (I-74)
 MAINTENANCE OF TRAFFIC
 STAGE 3A
 STA. 152+100 TO STA. 152+400 I-74.
 DRAWN BY KMO
 DATE 12/20/2004
 CHECKED BY RTG