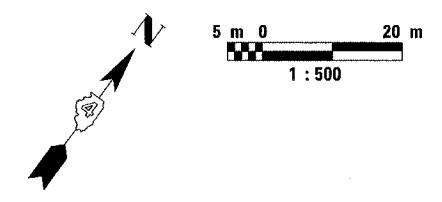


F.A.I. RTE.	SECTION	COUNTY	TOTAL SHEETS	SHEET NO.
74	*	TAZEWELL	1366	325
STA.	STA. 1+850	TO STA.	STA. 2+550	
FED. ROAD DIST. NO. 4	ILLINOIS		FED. AID PROJECT	

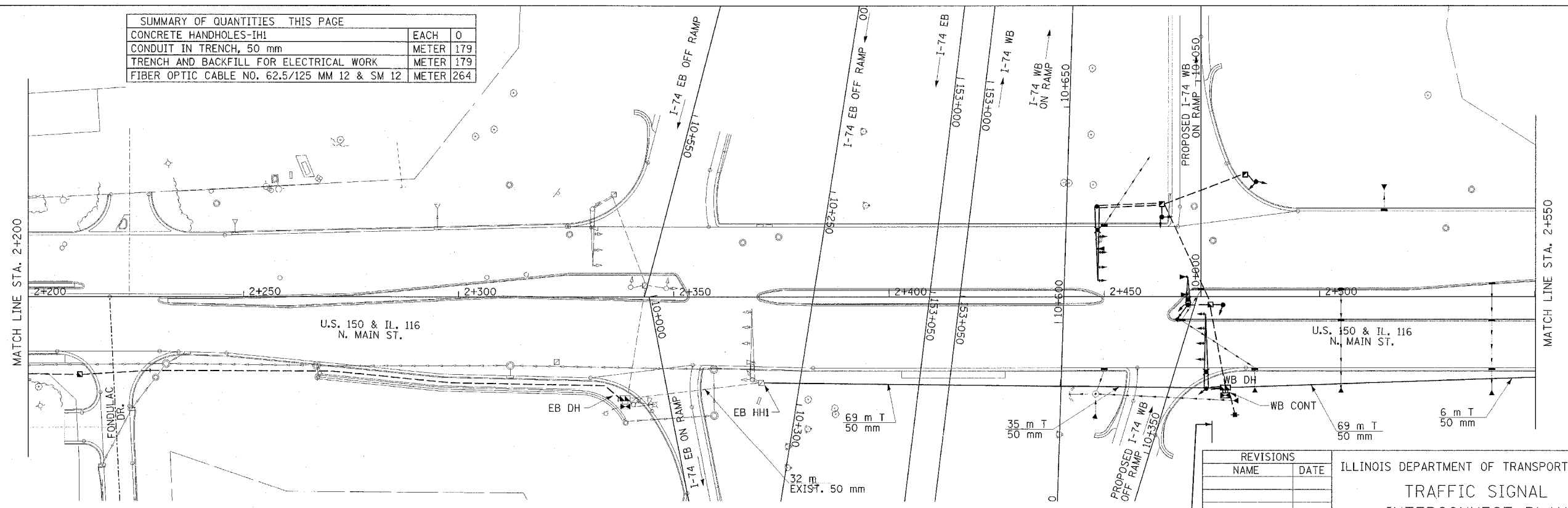
(90-11)R-2;90(13,14,14-1)R-1

- LEGEND**
- ☐ CONTROLLER
  - ☐ HANDHOLE
  - ☐ DOUBLE HANDHOLE
  - SIGNAL HEAD
  - SIGNAL HEAD WITH BACKPLATE
  - TRAFFIC SIGNAL POST
  - MAST ARM
  - ☐ ILLUMINATED SIGN
  - ✕ PROP. LUMINAIRE
  - ▲ PROP. SERVICE INSTALLATION
  - ▲ PROP. VIDEO CAMERA
  - CONDUIT PUSHED
  - CONDUIT IN TRENCH
  - ☐ EXISTING HANDHOLE TO REMAIN
  - PED. SIGNAL HEAD
  - PED. PUSHBUTTON DETECTOR
  - EXISTING ROW
  - PROPOSED ROW



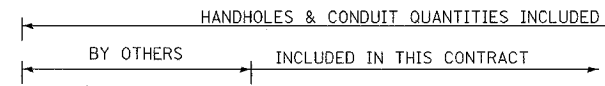
CONCRETE HANDHOLES	EACH	13
CONDUIT IN TRENCH, 50 mm	METER	2719
TRENCH AND BACKFILL FOR ELECTRICAL WORK	METER	1751
FIBER OPTIC CABLE NO. 62.5/125 MM 12 & SM 12	METER	1516

CONCRETE HANDHOLES-IH1	EACH	0
CONDUIT IN TRENCH, 50 mm	METER	179
TRENCH AND BACKFILL FOR ELECTRICAL WORK	METER	179
FIBER OPTIC CABLE NO. 62.5/125 MM 12 & SM 12	METER	264



NOTE: INSTALL NEW FIBER OPTIC CABLE FROM EB DOUBLE HANDHOLE TO WB DOUBLE HAND HOLE.

NOTE: INSTALL NEW CONDUIT AND FIBER OPTIC CABLE FROM WB DOUBLE HANDHOLE TO THE CONTROLLER AT BLACKJACK/MAIN.



NAME	DATE

ILLINOIS DEPARTMENT OF TRANSPORTATION  
**TRAFFIC SIGNAL INTERCONNECT PLAN**  
 SHEET 11 OF 13  
 DATE 12/20/04  
 DRAWN BY SAM  
 CHECKED BY CTH