F.A. RTE.	SECTION	COUNTY	TOTAL SHEETS	SHEET NO.
			1366	1086
STA.		TO STA.		
FED. ROAD DIST. NO.		ILLINOIS	FED. AID PROJECT	

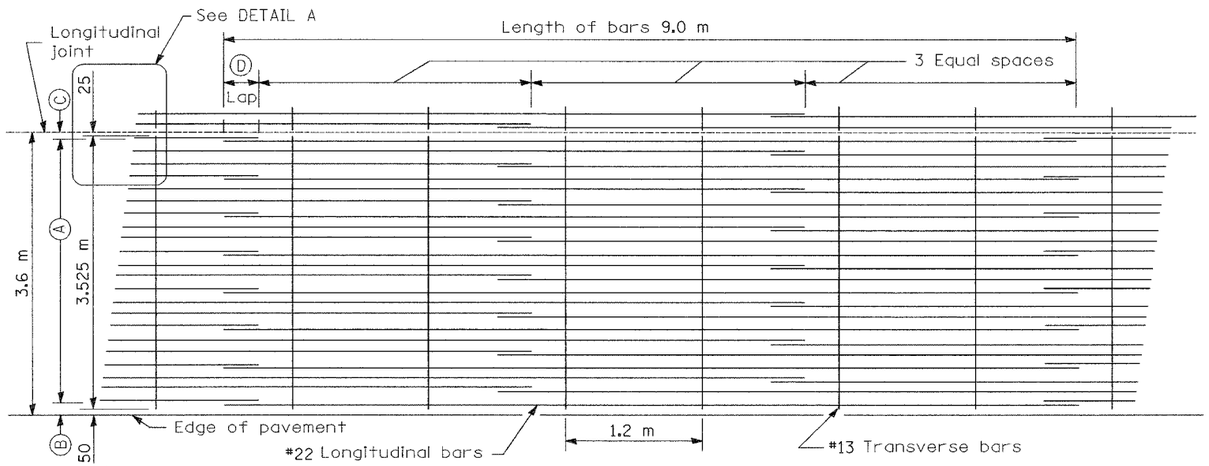

LAP DETAIL I

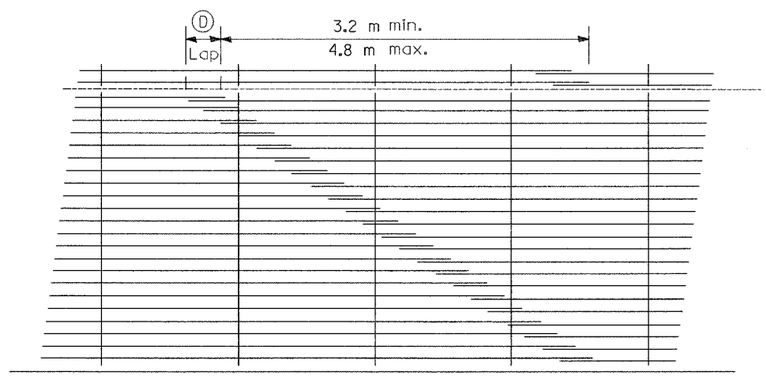

LAP DETAIL II

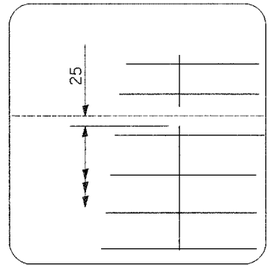

DETAIL A

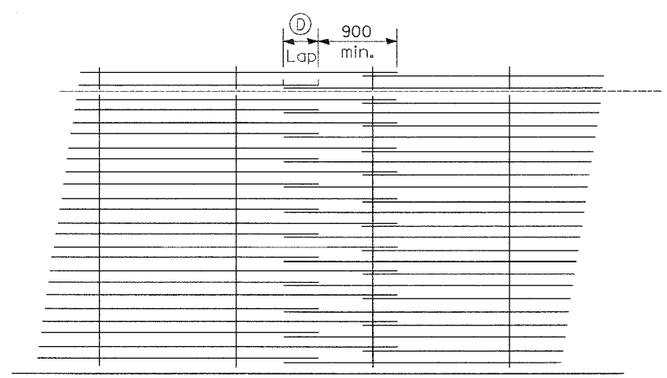

LAP DETAIL III

METRIC (mm)					
Bar Size	Pavement Thickness	Ⓐ (Approx. Spacing)	Ⓑ	Ⓒ	Ⓓ
#22	290	21 spaces (22 bars) @ 163	100	75	660

GENERAL NOTES

Except as noted or shown the dimensions and notes specified for LAP DETAIL I are typical for LAP DETAIL II and III.

The Ⓑ dimension and the distance from the end of the transverse bar to the edge of pavement may be increased by 25 mm for slip form paving.

All dimensions are in millimeters unless otherwise shown.

SHEET 6 OF 14

REVISIONS	
NAME	DATE
REVISED TABLE	3/7/02
H.S. 2003	9/26/03

ILLINOIS DEPARTMENT OF TRANSPORTATION

I-74 PROJECT STANDARD 421001-I74

BAR REINFORCEMENT FOR CRC PAVEMENT

DATE 9/21/01

CONTRACT 1L: PLAN SET 3 OF 4 FINAL PLANS 1/05

\\cdotfxc11\int74st4bused.dgn 03/07/2005 10:03:38 AM