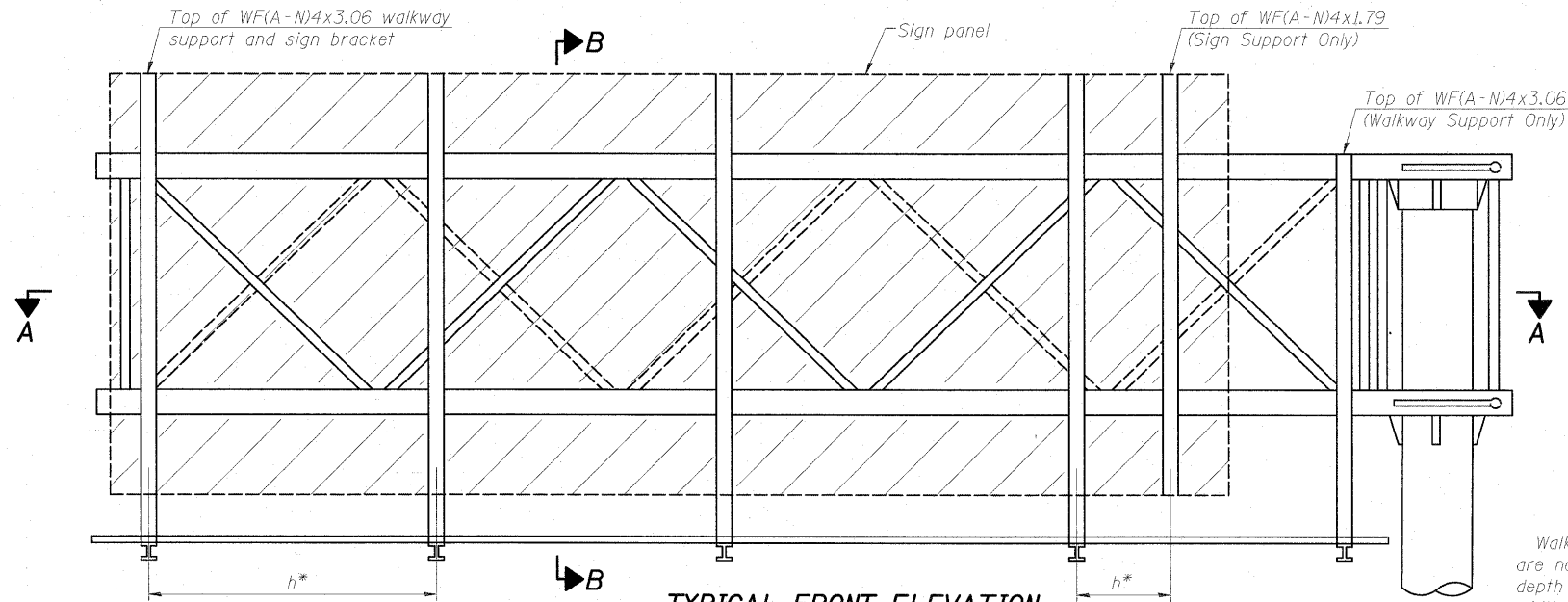
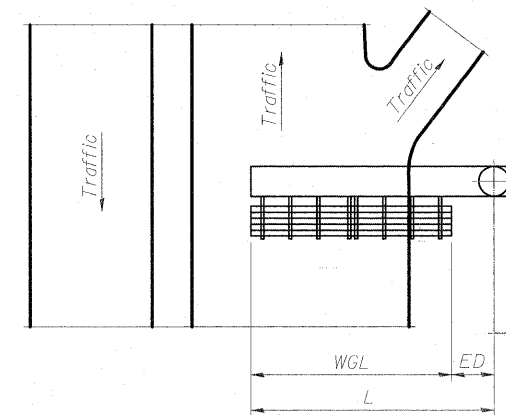


STATE OF ILLINOIS
DEPARTMENT OF TRANSPORTATION

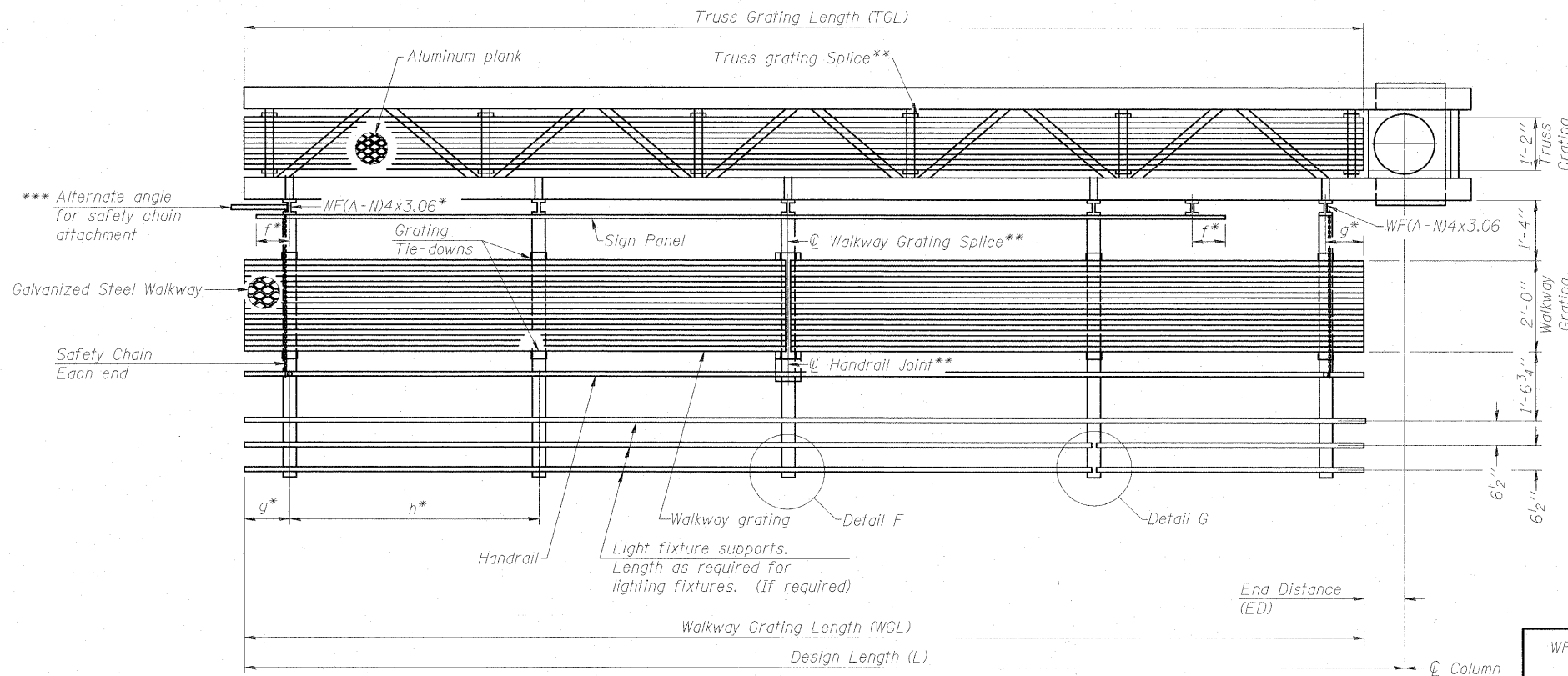


TYPICAL FRONT ELEVATION
With lights and handrail omitted for clarity.

Walkway and truss grating dimensions are nominal and may vary (width ± 1/2", depth ± 1/2") based on available standard widths.



PLAN
WALKWAY AND HANDRAIL SKETCH
(Road plan beneath truss varies)



SECTION A-A

Truss grating to facilitate inspection shall run full length of cantilevers. Cost of truss grating is included in Overhead Sign Structure Cantilever.

Handrail and walkway grating shall span a minimum of three brackets between splices.
** Use and location of handrail joints or grating splices are optional, based on lengths needed and material availability.

$$TGL = L - \left(\frac{\text{Post O.D.} + 6''}{2} \right)$$

NUMBER	REVISION	DATE

Structure Number	Station	WGL	ED	TGL

Notes:
Space walkway brackets WF(A-N)4x3.06 and sign brackets WF(A-N)4x1.79 for efficiency and within limits shown:
f = 12" maximum, 4" minimum (End of sign to C of nearest bracket)
g = 12" maximum, 4" minimum (End of walkway to C of nearest bracket)
h = 6'-0" maximum (C to C sign and/or walkway support brackets, WF(A-N)4x1.79 or WF(A-N)4x3.06)

*** If walkway bracket at safety chain location is behind sign, add angle to bracket. See alternate safety chain attachment on base sheet OSC-A-8.

For details of sign placement, sign/walkway brackets, truss and walkway gratings, grating splices and Section B-B, see Base Sheet OSC-A-7S.
For details of handrail, handrail joint, safety chain and Details F and G, see Base Sheet OSC-A-8.

BRACKET TABLE

Sign Width		Number Brackets Required
Greater Than	Less Than or Equal To	
8'-0"	14'-0"	2
14'-0"	20'-0"	3
20'-0"	26'-0"	4
26'-0"	32'-0"	5
		6

**WALKWAY, GRATING, HANDRAIL,
AND LIGHT FIGTURE ARE NOT REQUIRED**

**CANTILEVER SIGN STRUCTURES
ALTERNATE STEEL WALKWAY DETAILS
ALUMINUM TRUSS & STEEL POST
F.A.I. RT. 55 - SEC. (99-1&2)R-6
WILL COUNTY**

DESIGNED
CHECKED
DRAWN
CHECKED

OSC-A-6S

12-1-08

McDonough Associates Inc.
Engineers / Architects
130 East Randolph Street
Chicago, Illinois 60601
(312) 946-8600

SHEET NO. SD-20 SHEETS	F.A.I. RTE.	SECTION	COUNTY	TOTAL SHEETS	SHEET NO.
	55	(99-1&2) R-6	WILL	756	324
CONTRACT NO. 60F12					
FED. ROAD DIST. NO. ILLINOIS FED. AID PROJECT					