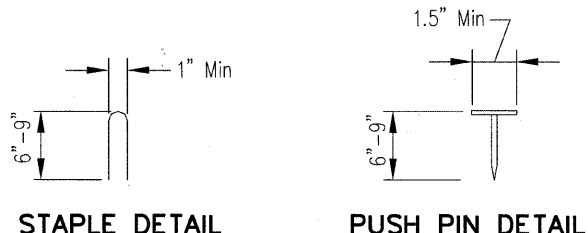


DETAIL 1

DETAIL 2

DETAIL 3



STAPLE DETAIL

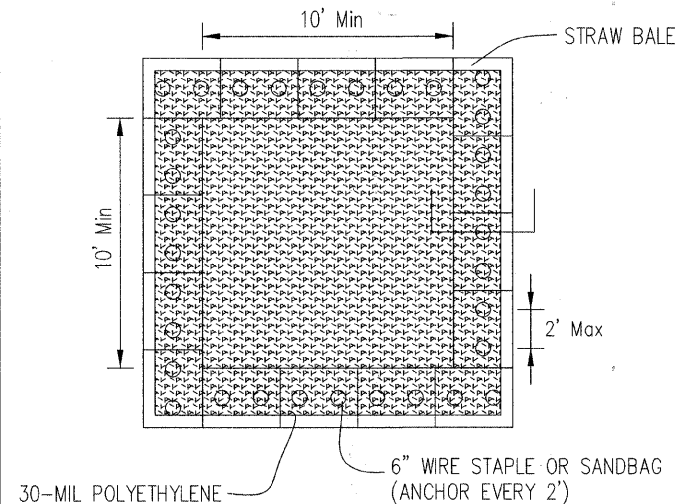
PUSH PIN DETAIL

NOTES:

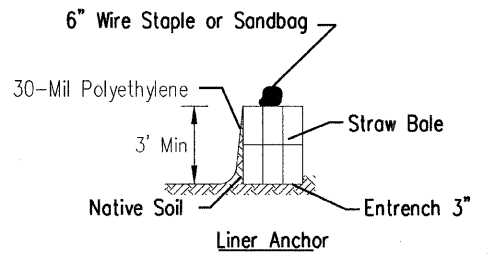
1. Staples shall be placed in a diamond pattern at 2 per s.y. for stiched blankets. Non-stiched shall use 4 staples per s.y. of material. This equates to 200 staples with stiched blanket and 400 staples with non-stiched blanket per 100 s.y. of material.
2. Staple or push pin lengths shall be selected based on soil type and conditions. (minimum staple length is 6")
3. Erosion control material shall be placed in contact with the soil over a prepared seedbed.
4. All anchor slots shall be stapled at approximately 12" intervals.

EROSION CONTROL BLANKET INSTALLATION DETAILS

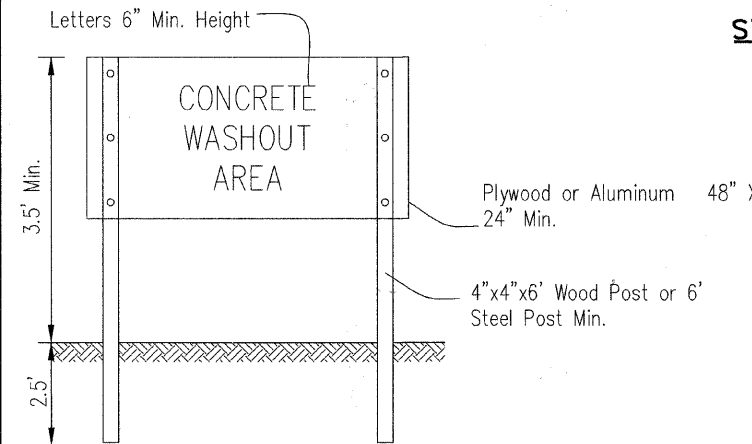
Designed	_____	Date	_____
Drawn	B. JOHNSON	11/08	_____
Checked	_____	_____	_____
Approved	_____	_____	_____



PLAN VIEW



STRAW BALE ANCHOR SECTIONS



SIGN DETAIL

NOTES:

1. Maintaining temporary concrete washout facilities shall include removing and disposing of hardend concrete and/or slurry and returning the facilities to a functional condition.
2. Facility shall be cleaned or reconstructed in a new area once washout becomes two-thirds full.
3. Each straw bale is to be staked in place using (2) 2"x2"x4' wooden stakes.

TEMPORARY CONCRETE WASHOUT FACILITY - STRAW BALE

Designed	_____	Date	_____
Drawn	B. JOHNSON	6/08	_____
Checked	_____	_____	_____
Approved	_____	_____	_____

DESIGNED - MK	REVISED -
DRAWN - DW	REVISED -
CHECKED - MH	REVISED -
DATE - 12/20/2010	REVISED -

F.A.P. RTE.	SECTION	COUNTY	TOTAL SHEETS	SHEET NO.
336	99-00232-01-WR	KANE	215	112
CONTRACT NO. 63541				
ILLINOIS FED. AID PROJECT				