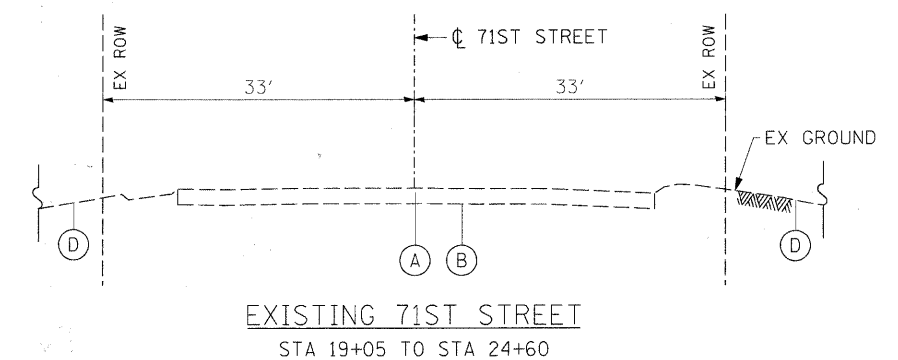
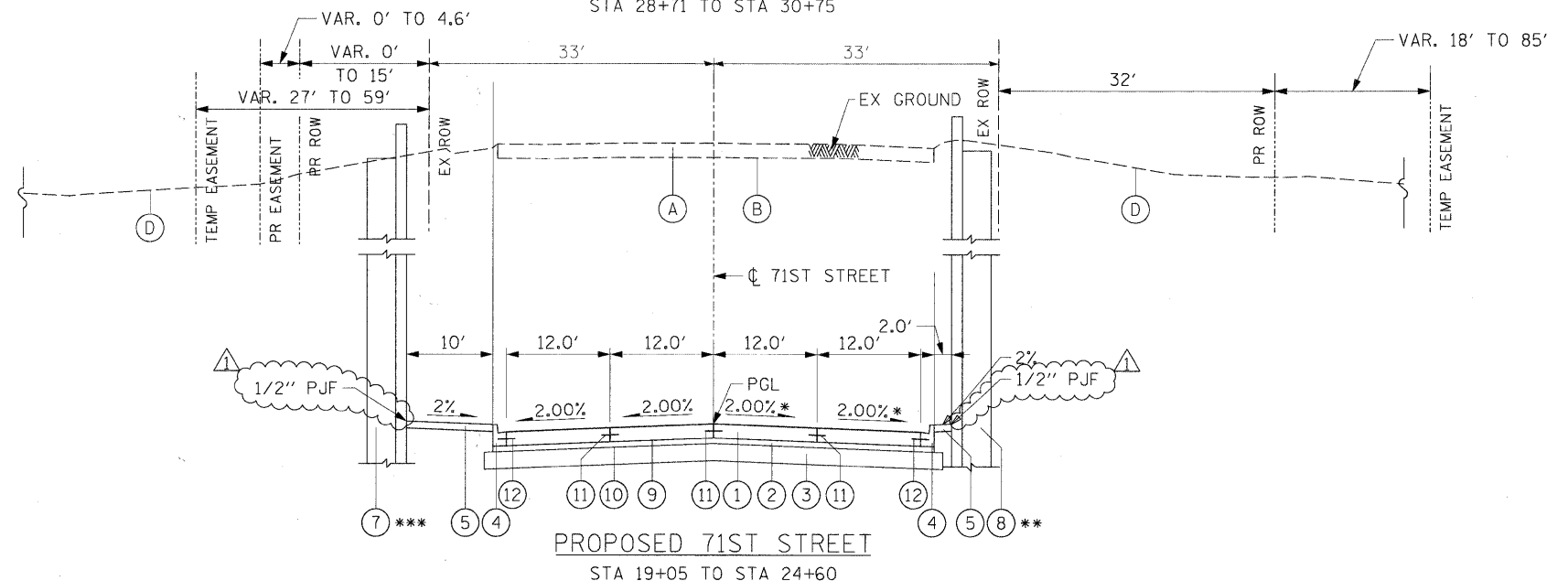
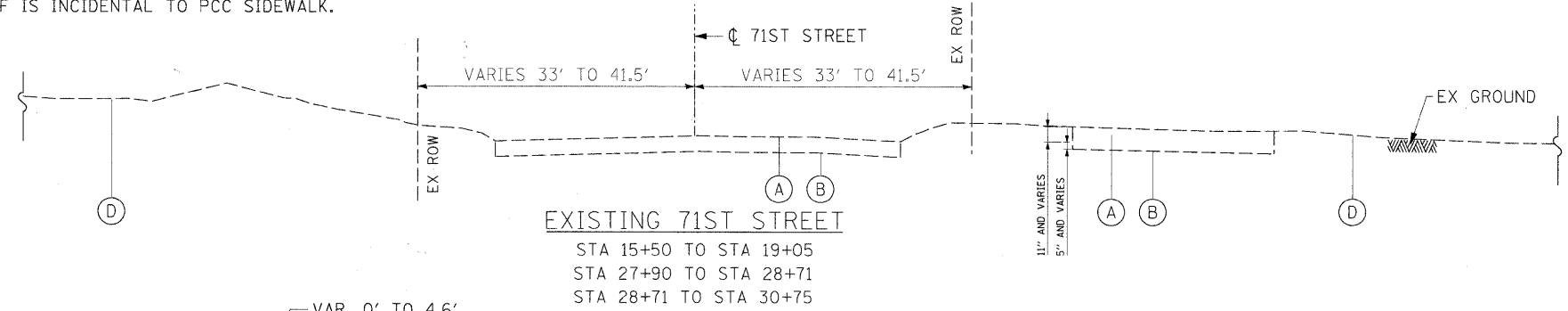


- PROPOSED LEGEND:**
- ① PORTLAND CEMENT CONCRETE PAVEMENT 10" (JOINTED) - (15' JOINT SPACING)
 - ② STABILIZED SUBBASE - HOT-MIX ASPHALT, 4 1/2"
 - ③ AGGREGATE SUBGRADE 12"
 - ④ COMBINATION CURB AND GUTTER TYPE B-6.12
 - ⑤ PORTLAND CEMENT CONCRETE SIDEWALK 5 INCH
 - ⑥ TOPSOIL AND SODDING (SEE LANDSCAPING PLANS)
 - ⑦ RETAINING WALL - SN 016-7722 OR SN 016-7724
 - ⑧ RETAINING WALL - SN 016-7721 OR SN 016-7725 OR SN 016-7726
 - ⑨ BITUMINOUS MATERIALS (PRIME COAT)
 - ⑩ AGGREGATE (PRIME COAT)
 - ⑪ #6 TIE BARS, 30" LONG AT 30" C-C (IF LONGITUDINAL SAWED JOINT) / #6 TIE BARS, 24" LONG AT 24" C-C (IF LONGITUDINAL CONSTRUCTION JOINT) (INCLUDED IN PRICE FOR BID FOR VARIOUS PCC ITEMS)
 - ⑫ #6 TIE BARS, 24" LONG AT 24" C-C (INCLUDED IN PRICE FOR BID FOR VARIOUS PCC ITEMS)
 - ⑬ PROPOSED LIGHTING UNIT
- EXISTING LEGEND:**
- (A) EXISTING PAVEMENT (+10" CONCRETE - 71ST STREET; HMA FERDINAND)
 - (B) GRAVEL OR CRUSHED STONE BASE
 - (C) COMBINATION CURB & GUTTER
 - (D) EXISTING GROUND LINE

- NOTES:**
- SEE SHEET 2 FOR 71ST STREET PAVEMENT STRUCTURAL INFORMATION.
 - THE UNIT WEIGHT USED TO CALCULATE ALL HOT-MIX ASPHALT SURFACE MIXTURES IS 112 LBS/SQYD/IN. THE "AC TYPE" FOR POLYMERIZED HMA MIXES SHALL BE "SBS/SBR PG 70-22" AND FOR NON-POLYMERIZED HMA THE "AC TYPE" SHALL BE "PG 64-22" UNLESS MODIFIED BY DISTRICT ONE SPECIAL PROVISIONS. FOR "PERCENT OF RAP" SEE DISTRICT ONE SPECIAL PROVISIONS.
 - 1/2" PJF IS INCIDENTAL TO PCC SIDEWALK.

HOT-MIX ASPHALT MIXTURE REQUIREMENTS

MIXTURE TYPE	AIR VOIDS @ Ndes
SUBBASE:	
STABILIZED SUBBASE HMA, BAM, 4 1/2"	2% @ 30 Gyr
TEMPORARY PAVEMENT:	
HMA SURFACE COURSE, MIX "D", N50 (IL 9.5 mm); 1.5"	4% @ 50 Gyr
TEMP PAVEMENT (HMA BINDER IL-19 mm); 6" (IN 2 LIFTS)	4% @ 50 Gyr
DRIVEWAYS:	
HMA SURFACE COURSE, MIX C, N50 (IL-9.5 mm); 2"	4% @ 50 Gyr
HMA BASE COURSE, (HMA BINDER IL-19 mm); 6" (IN 2 LIFTS)	4% @ 50 Gyr
PATCHING:	
CLASS D PATCHES (HMA BINDER IL-19 mm); 10" (IN 3 LIFTS)	4% @ 70 Gyr
FULL DEPTH PAVEMENT:	
HMA SURFACE COURSE, MIX C, N50 (IL-9.5 mm); 2"	4% @ 50 Gyr
HMA BINDER COURSE, IL-19.0, N50; 10" (IN 3 LIFTS)	4% @ 50 Gyr
PAVEMENT RESURFACING:	
HOT-MIX ASPHALT SURFACE COURSE, MIX D, N50 (IL 9.5mm); 2"	4% @ 50 Gyr



FILE NAME = P:\60155877\002_CAD\001_Drawing\Sheets\Civil\60155877-1111-1111.dgn

** RW SN 016-7723 FROM STA 19+35.00 TO STA 23+05.90, RW SN 016-7725 FROM STA 23+73.90 TO STA 26+47.29 & RW SN 016-7726 FROM STA 27+30.63 TO STA 27+62.00
 *** RW SN 016-7722 FROM STA 19+05.00 TO STA 23+05.90 & RW SN 016-7724 FROM STA 23+73.90 TO STA 27+90.00