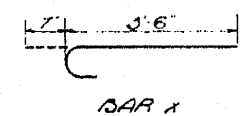
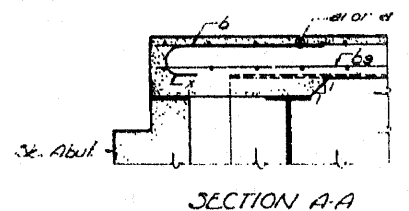
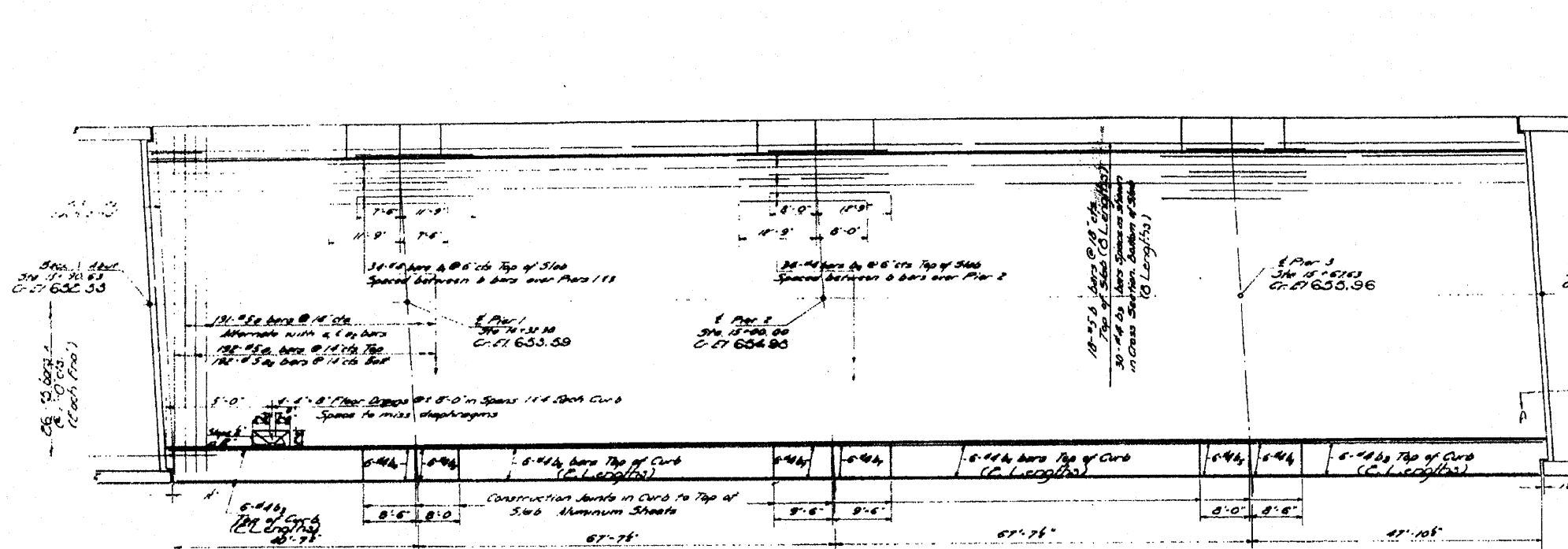
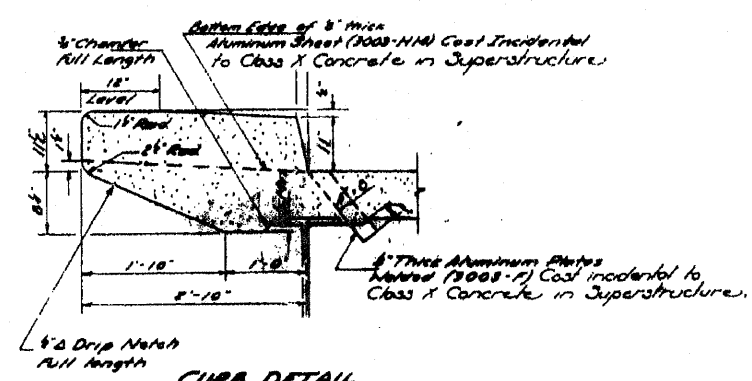
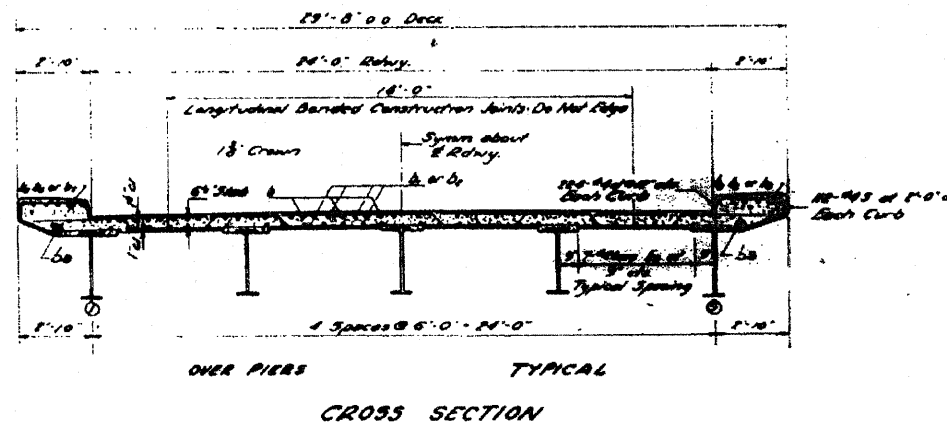


STATE OF ILLINOIS
DEPARTMENT OF PUBLIC WORKS & BUILDINGS
DIVISION OF HIGHWAYS

| | | | | |
|----------|-------|---------|-------|-----------|
| DATE | BY | CHECKED | SCALE | SHEET NO. |
| 11-20-03 | Henry | 23 | 5 | 8 SHEETS |



PLAN



BILL OF MATERIAL

| Bar | No | Size | Length | Shape |
|-----|-----|------|--------|-------|
| 1 | 181 | #5 | 28'0" | --- |
| 2 | 184 | #5 | 28'0" | --- |
| 3 | 184 | #5 | 28'0" | --- |
| 4 | 188 | #5 | 28'0" | --- |
| 5 | 188 | #5 | 28'0" | --- |
| 6 | 188 | #5 | 28'0" | --- |
| 7 | 188 | #5 | 28'0" | --- |
| 8 | 188 | #5 | 28'0" | --- |
| 9 | 188 | #5 | 28'0" | --- |
| 10 | 188 | #5 | 28'0" | --- |
| 11 | 188 | #5 | 28'0" | --- |
| 12 | 188 | #5 | 28'0" | --- |
| 13 | 188 | #5 | 28'0" | --- |
| 14 | 188 | #5 | 28'0" | --- |
| 15 | 188 | #5 | 28'0" | --- |
| 16 | 188 | #5 | 28'0" | --- |
| 17 | 188 | #5 | 28'0" | --- |
| 18 | 188 | #5 | 28'0" | --- |
| 19 | 188 | #5 | 28'0" | --- |
| 20 | 188 | #5 | 28'0" | --- |
| 21 | 188 | #5 | 28'0" | --- |
| 22 | 188 | #5 | 28'0" | --- |
| 23 | 188 | #5 | 28'0" | --- |
| 24 | 188 | #5 | 28'0" | --- |
| 25 | 188 | #5 | 28'0" | --- |
| 26 | 188 | #5 | 28'0" | --- |
| 27 | 188 | #5 | 28'0" | --- |
| 28 | 188 | #5 | 28'0" | --- |
| 29 | 188 | #5 | 28'0" | --- |
| 30 | 188 | #5 | 28'0" | --- |
| 31 | 188 | #5 | 28'0" | --- |
| 32 | 188 | #5 | 28'0" | --- |
| 33 | 188 | #5 | 28'0" | --- |
| 34 | 188 | #5 | 28'0" | --- |
| 35 | 188 | #5 | 28'0" | --- |
| 36 | 188 | #5 | 28'0" | --- |
| 37 | 188 | #5 | 28'0" | --- |
| 38 | 188 | #5 | 28'0" | --- |
| 39 | 188 | #5 | 28'0" | --- |
| 40 | 188 | #5 | 28'0" | --- |
| 41 | 188 | #5 | 28'0" | --- |
| 42 | 188 | #5 | 28'0" | --- |
| 43 | 188 | #5 | 28'0" | --- |
| 44 | 188 | #5 | 28'0" | --- |
| 45 | 188 | #5 | 28'0" | --- |
| 46 | 188 | #5 | 28'0" | --- |
| 47 | 188 | #5 | 28'0" | --- |
| 48 | 188 | #5 | 28'0" | --- |
| 49 | 188 | #5 | 28'0" | --- |
| 50 | 188 | #5 | 28'0" | --- |
| 51 | 188 | #5 | 28'0" | --- |
| 52 | 188 | #5 | 28'0" | --- |
| 53 | 188 | #5 | 28'0" | --- |
| 54 | 188 | #5 | 28'0" | --- |
| 55 | 188 | #5 | 28'0" | --- |
| 56 | 188 | #5 | 28'0" | --- |
| 57 | 188 | #5 | 28'0" | --- |
| 58 | 188 | #5 | 28'0" | --- |
| 59 | 188 | #5 | 28'0" | --- |
| 60 | 188 | #5 | 28'0" | --- |
| 61 | 188 | #5 | 28'0" | --- |
| 62 | 188 | #5 | 28'0" | --- |
| 63 | 188 | #5 | 28'0" | --- |
| 64 | 188 | #5 | 28'0" | --- |
| 65 | 188 | #5 | 28'0" | --- |
| 66 | 188 | #5 | 28'0" | --- |
| 67 | 188 | #5 | 28'0" | --- |
| 68 | 188 | #5 | 28'0" | --- |
| 69 | 188 | #5 | 28'0" | --- |
| 70 | 188 | #5 | 28'0" | --- |
| 71 | 188 | #5 | 28'0" | --- |
| 72 | 188 | #5 | 28'0" | --- |
| 73 | 188 | #5 | 28'0" | --- |
| 74 | 188 | #5 | 28'0" | --- |
| 75 | 188 | #5 | 28'0" | --- |
| 76 | 188 | #5 | 28'0" | --- |
| 77 | 188 | #5 | 28'0" | --- |
| 78 | 188 | #5 | 28'0" | --- |
| 79 | 188 | #5 | 28'0" | --- |
| 80 | 188 | #5 | 28'0" | --- |
| 81 | 188 | #5 | 28'0" | --- |
| 82 | 188 | #5 | 28'0" | --- |
| 83 | 188 | #5 | 28'0" | --- |
| 84 | 188 | #5 | 28'0" | --- |
| 85 | 188 | #5 | 28'0" | --- |
| 86 | 188 | #5 | 28'0" | --- |
| 87 | 188 | #5 | 28'0" | --- |
| 88 | 188 | #5 | 28'0" | --- |
| 89 | 188 | #5 | 28'0" | --- |
| 90 | 188 | #5 | 28'0" | --- |
| 91 | 188 | #5 | 28'0" | --- |
| 92 | 188 | #5 | 28'0" | --- |
| 93 | 188 | #5 | 28'0" | --- |
| 94 | 188 | #5 | 28'0" | --- |
| 95 | 188 | #5 | 28'0" | --- |
| 96 | 188 | #5 | 28'0" | --- |
| 97 | 188 | #5 | 28'0" | --- |
| 98 | 188 | #5 | 28'0" | --- |
| 99 | 188 | #5 | 28'0" | --- |
| 100 | 188 | #5 | 28'0" | --- |

* Height of Rollers, Beams, Bearing Plates, Lead Plates and Anchor Bolts included as Structural Steel Est. Mt. = 6300 lbs.

SUPERSTRUCTURE
FAT. RT. 80' SEC. 111111-1
HENRY COUNTY
STA. 1948+58.55

FOR INFORMATION ONLY

| | | | | | | | | | | |
|--|--------------------|------------|-----------|---|---|-------------------------------|---------------------------------|--------------------------|---------------------------|-----------|
| FILE NAME = | USER NAME = linkdj | DESIGNED - | REVISED - | STATE OF ILLINOIS DEPARTMENT OF TRANSPORTATION | Existing Bridge Plans Structure No. 037-0116 | F.A. RTE.: | SECTION | COUNTY | TOTAL SHEETS | SHEET NO. |
| 0:\BR\Bridge Painting\Contracts\PAINTING\64088\PLA\eng.dgn | 64088\PLA\eng.dgn | DRAWN - | REVISED - | | | var D2 Bridge Painting 2011-2 | Various | 25 | 7 | |
| PLOT SCALE = 50.0000' / IN. | CHECKED - | REVISED - | REVISED - | | | SCALE: _____ | SHEET NO. _____ OF _____ SHEETS | STA. _____ TO STA. _____ | ILLINOIS FED. AID PROJECT | |
| PLOT DATE = Sat Jan 22 07:11:32 2011 | DATE - | REVISED - | REVISED - | | | 64088 | | | | |