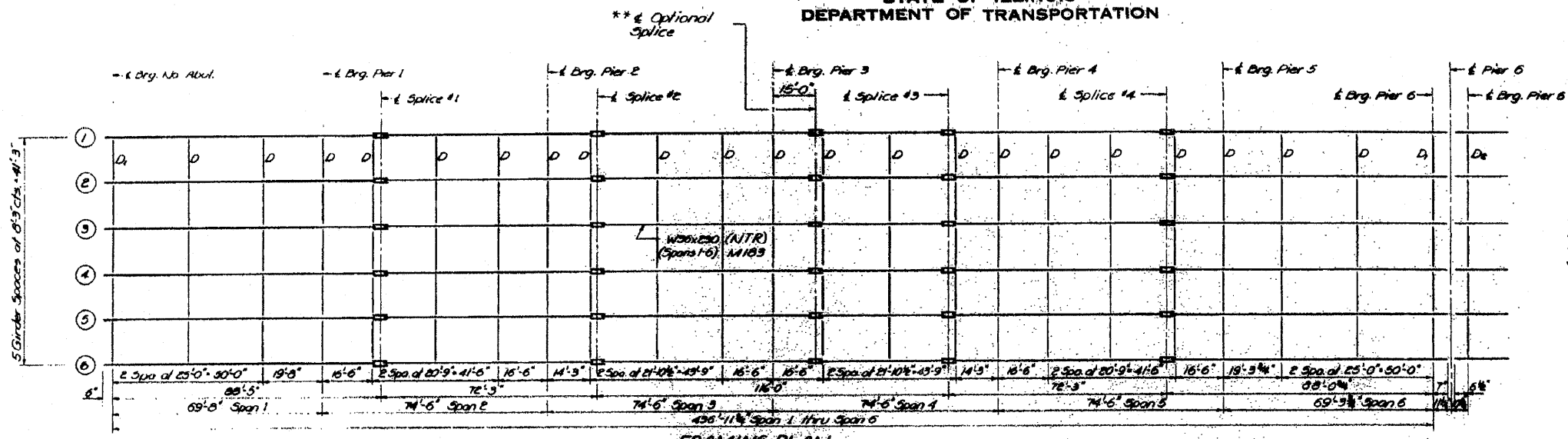

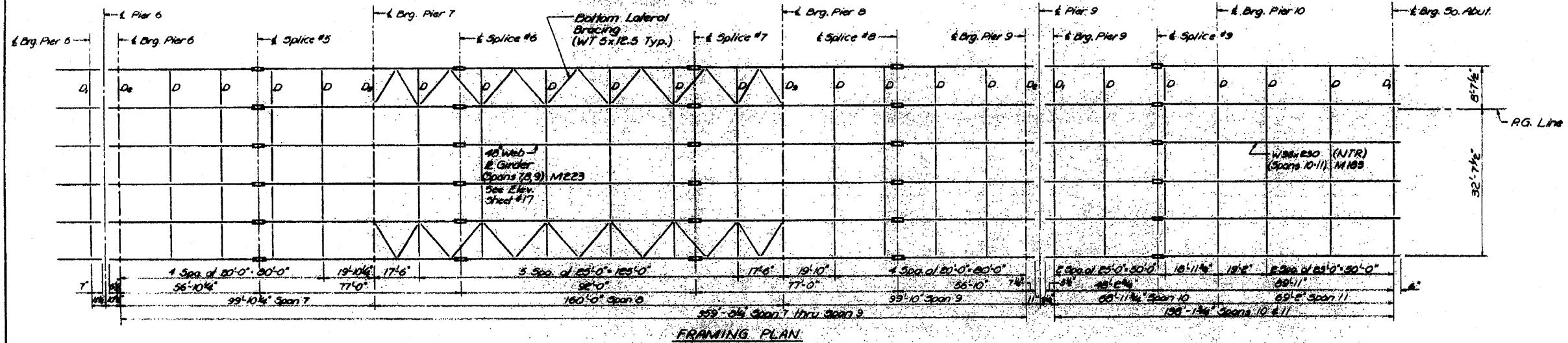


STATE OF ILLINOIS
DEPARTMENT OF TRANSPORTATION

DATE	DESIGNER	CHECKER	SCALE	SHEET NO.
11-17-11	Stephenson	41	22	25 SHEETS



** The fabricator may place an optional splice 15'-0" from Pier 3. The splice shall have the same details as splices #1 thru #4, and the segment from splice #2 to splice #3 shall remain straight.



* TOP OF FLANGE ELEVATIONS

Beam No.	1. Bnc.	2. Bnc.	3. Bnc.	4. Bnc.	5. Bnc.	6. Bnc.	7. Bnc.	8. Bnc.	9. Bnc.	10. Bnc.	11. Bnc.
1	760.727	760.081	760.081	760.081	760.081	760.081	760.081	760.081	760.081	760.081	760.081
2	760.081	761.034	761.070	761.070	761.070	761.070	761.070	761.070	761.070	761.070	761.070
3	761.070	761.123	761.159	761.159	761.159	761.159	761.159	761.159	761.159	761.159	761.159
4	761.159	761.159	761.199	761.199	761.199	761.199	761.199	761.199	761.199	761.199	761.199
5	761.199	761.224	761.224	761.224	761.224	761.224	761.224	761.224	761.224	761.224	761.224
6	761.224	760.251	760.251	760.251	760.251	760.251	760.251	760.251	760.251	760.251	760.251

* TOP OF WEB ELEVATIONS

Beam No.	1. Bnc.	2. Bnc.	3. Bnc.	4. Bnc.	5. Bnc.	6. Bnc.	7. Bnc.	8. Bnc.	9. Bnc.	10. Bnc.	11. Bnc.
1	760.727	760.727	760.727	760.727	760.727	760.727	760.727	760.727	760.727	760.727	760.727
2	760.727	761.034	761.034	761.034	761.034	761.034	761.034	761.034	761.034	761.034	761.034
3	761.034	761.123	761.123	761.123	761.123	761.123	761.123	761.123	761.123	761.123	761.123
4	761.123	761.123	761.159	761.159	761.159	761.159	761.159	761.159	761.159	761.159	761.159
5	761.159	761.159	761.199	761.199	761.199	761.199	761.199	761.199	761.199	761.199	761.199
6	761.199	761.224	761.224	761.224	761.224	761.224	761.224	761.224	761.224	761.224	761.224

* TOP OF FLANGE ELEVATIONS

Beam No.	1. Bnc.	2. Bnc.	3. Bnc.	4. Bnc.	5. Bnc.	6. Bnc.	7. Bnc.	8. Bnc.	9. Bnc.	10. Bnc.	11. Bnc.
1	760.727	760.081	760.081	760.081	760.081	760.081	760.081	760.081	760.081	760.081	760.081
2	760.081	761.034	761.070	761.070	761.070	761.070	761.070	761.070	761.070	761.070	761.070
3	761.070	761.123	761.159	761.159	761.159	761.159	761.159	761.159	761.159	761.159	761.159
4	761.159	761.159	761.199	761.199	761.199	761.199	761.199	761.199	761.199	761.199	761.199
5	761.199	761.224	761.224	761.224	761.224	761.224	761.224	761.224	761.224	761.224	761.224
6	761.224	760.251	760.251	760.251	760.251	760.251	760.251	760.251	760.251	760.251	760.251

DESIGNED DAU KRULL
CHECKED MJR P.B. J.R.
DRAWN S.G. FERGUSON
CHECKED MJR P.B. J.R.

EXAMINED
PASSED
APPROVED

* For fabrication only, before any deflections

Note: NTR denotes steel that must conform to the Supplemental Requirements for Notch Toughness (Spec. 5).

STRUCTURAL STEEL
F.A.R.T. 401 SEC. 177-40-1
STEPHENSON COUNTY
SECTION 500-35-40

FOR INFORMATION ONLY

FILE NAME =	USER NAME = linkdj	DESIGNED -	REVISED -	STATE OF ILLINOIS DEPARTMENT OF TRANSPORTATION	Existing Bridge Plans Structure No. 089-0042	F.A.R.T. -	SECTION	COUNTY	TOTAL SHEETS	SHEET NO.
Q:\BR\Bridg Painting\Contracts\PAINTING\64GB8\PLAneng.dgn		DRAWN -	REVISED -			var	D2 Bridge Painting 2011-2	various	25	19
PLOT SCALE = 50.0000' / IN.		CHECKED -	REVISED -			SCALE: _____ SHEET NO. ____ OF ____ SHEETS STA. _____ TO STA. _____		CONTRACT NO. 64GB8		
PLOT DATE = Sat Jan 22 07:09:56 2011		DATE -	REVISED -					ILLINOIS FED. AID PROJECT		