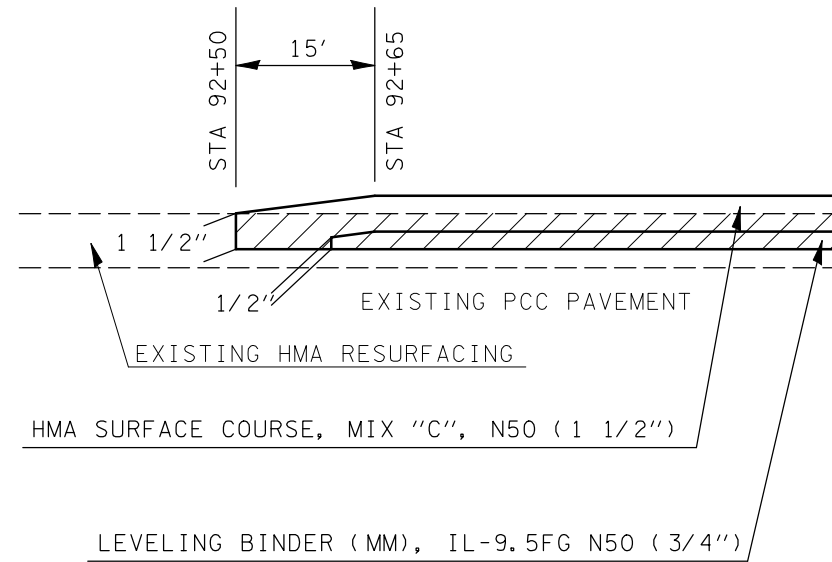


### BUTT JOINT AT BEGINNING OF PROJECT

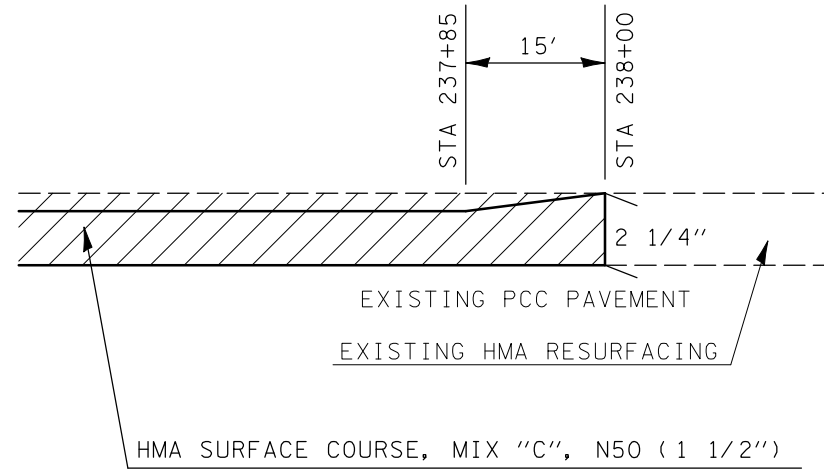
STA 92+50



HMA SURFACE REMOVAL, 1 1/2"

### BUTT JOINT AT OMISSION

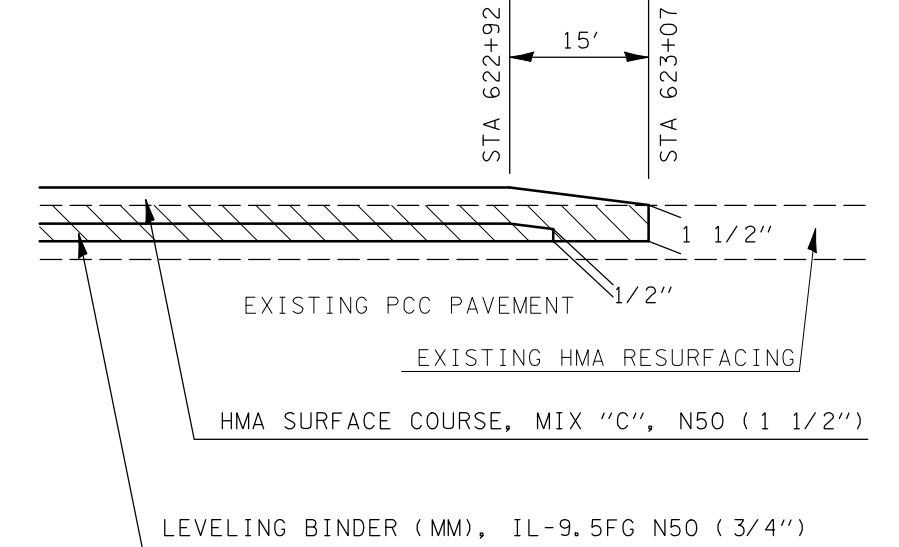
STA. 238+00



HMA SURFACE REMOVAL, 2 1/4"

### BUTT JOINT AT END OF PROJECT

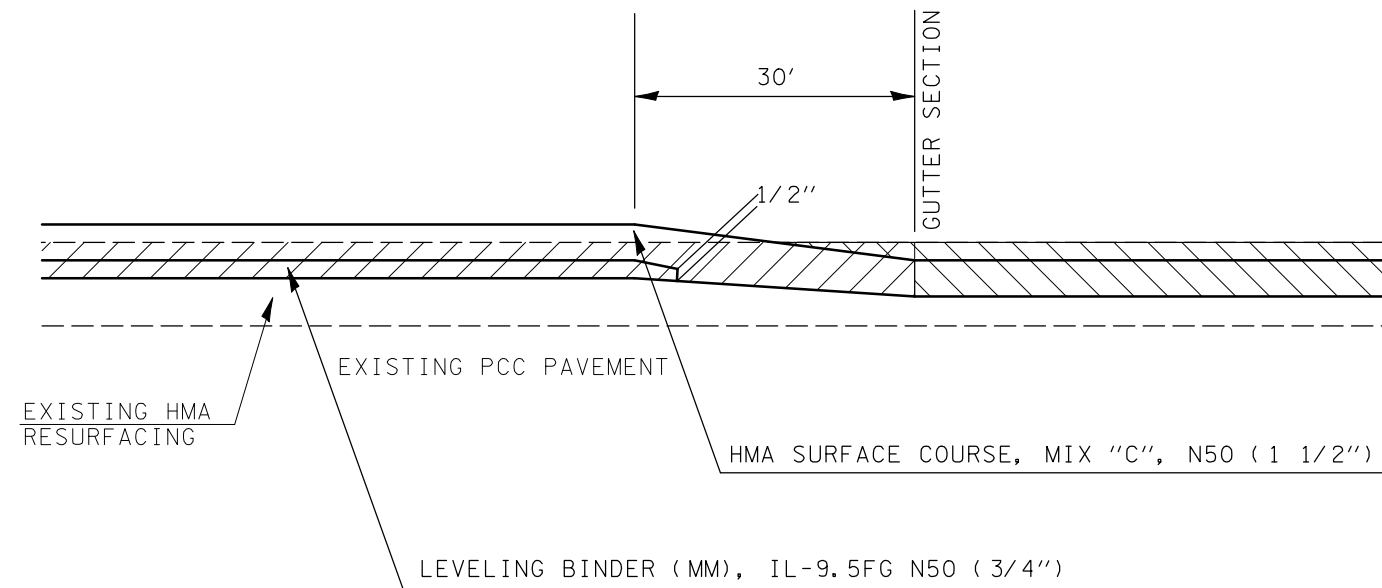
STA 623+07



HMA SURFACE REMOVAL, 1 1/2"

### TRANSITION AT GUTTER SECTIONS

\*SEE TYPICAL CROSS SECTIONS FOR GUTTER SECTION LOCATIONS\*

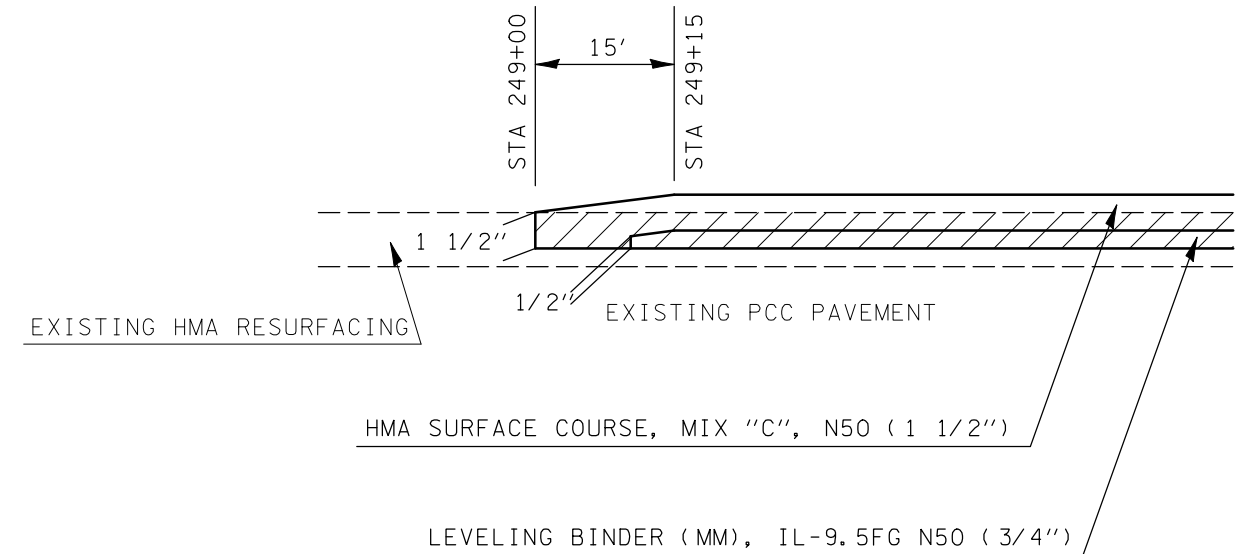


HMA SURFACE REMOVAL, 1 1/2"

HMA SURFACE REMOVAL, 2 1/4"

### BUTT JOINT AT OMISSION

STA. 249+00



HMA SURFACE REMOVAL, 1 1/2"

FILE NAME =	USER NAME = coombessf	DESIGNED -	REVISED -
ct:\pw\work\p\dot\coombessf\d0106513\0570660-shr-detail.dgn		DRAWN -	REVISED -
		CHECKED -	REVISED -
		DATE -	REVISED -

STATE OF ILLINOIS  
DEPARTMENT OF TRANSPORTATION

BUTT JOINT DETAILS

SCALE: SHEET NO. OF SHEETS STA. TO STA.

F.A.P. RTE.	SECTION	COUNTY	TOTAL SHEETS	SHEET NO.
721	(113RS-4, 124RS)	DEWITT	153	48
CONTRACT NO. 70660				
ILLINOIS FED. AID PROJECT				