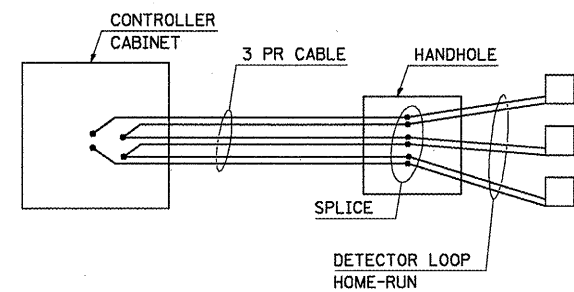
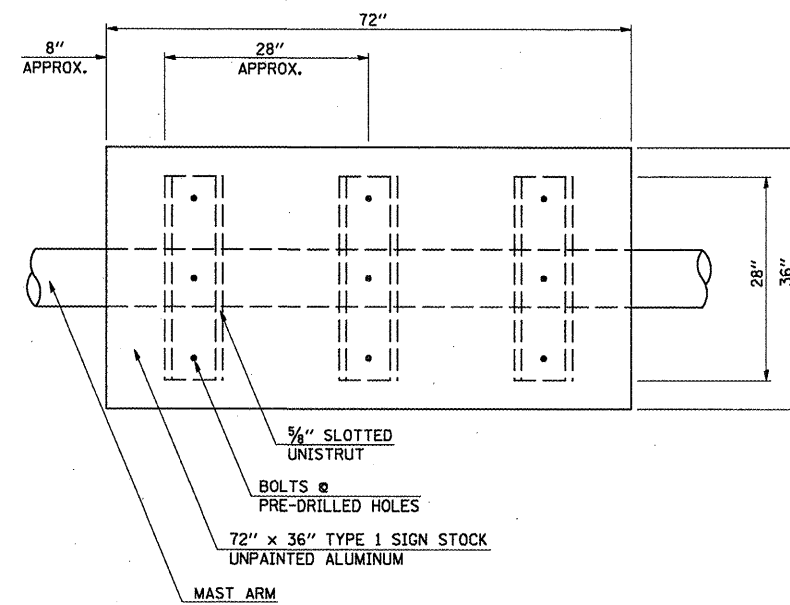


DETAIL OF DETECTOR LOOP WIRING
WIRED IN SERIES WITH MULTI-PAIR CABLE

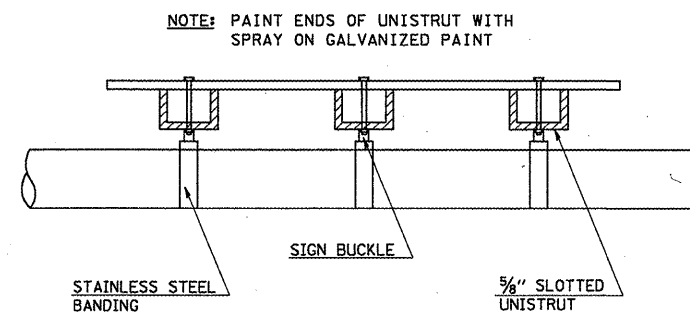
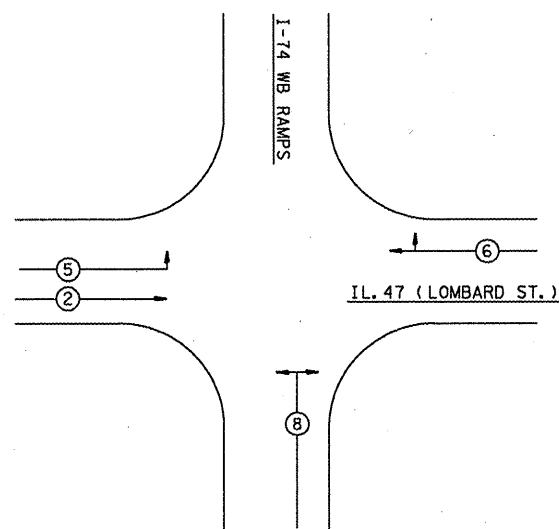


MAST ARM DAMPENING DEVICE MOUNTING DETAIL

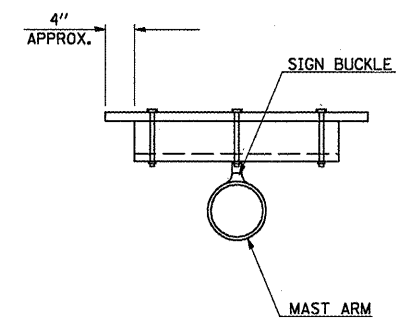


PLAN VIEW

PHASE DESIGNATION DIAGRAM



ELEVATION



CROSS SECTION

FILE NAME =	USER NAME = biggs-d	DESIGNED - RDB	REVISED -
c:\pwwork\pwwork\biggs-d\2256410\0570889-Design.dgn		DRAWN - RDB	REVISED -
PLOT SCALE = 48.0000' / IN.		CHECKED -	REVISED -
PLOT DATE = 2/9/2011		DATE -	REVISED -

**STATE OF ILLINOIS
DEPARTMENT OF TRANSPORTATION**

SCALE: _____	SHEET NO. _____ OF _____ SHEETS	STA. _____ TO STA. _____
--------------	---------------------------------	--------------------------

F.A.P. RTE. = 326	SECTION = 1Q-41S	COUNTY = CHAMPAIGN	TOTAL SHEETS = 8	SHEET NO. = 7
CONTRACT NO. 70889				ILLINOIS FED. AID PROJECT