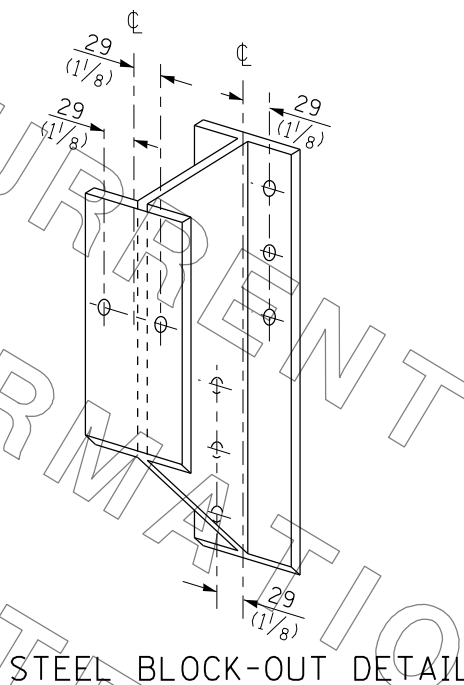
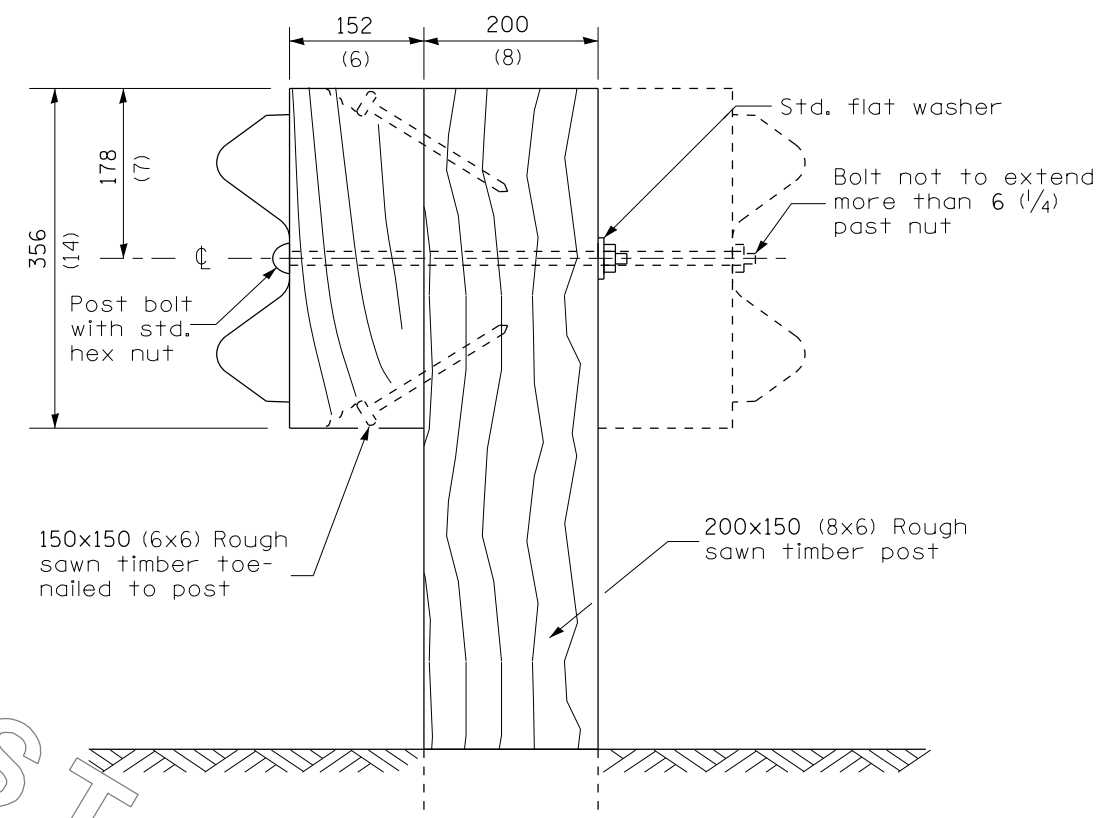


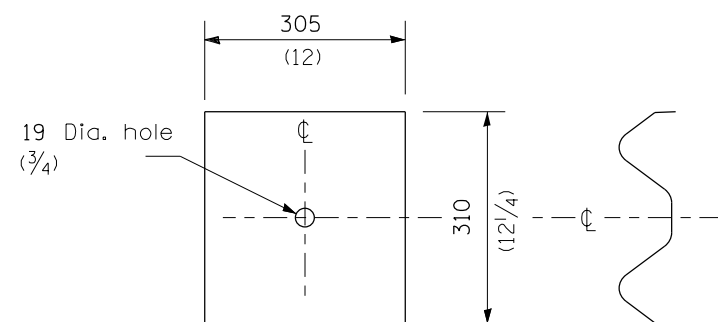
**STEEL POST CONSTRUCTION**



**STEEL BLOCK-OUT DETAIL**



**WOOD POST CONSTRUCTION**



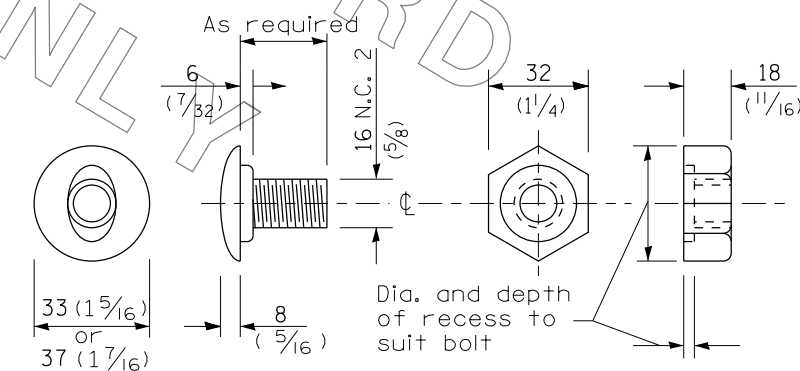
**NOTE**

Plate A shall be placed between rail element and block-out at non-splice mounting points only when steel block-outs are used.

**PLATE A**

**NOTE:**

THIS DETAIL SHALL BE USED FOR GUARDRAIL REPAIRS WHERE NEW STEEL PLATE BEAM GUARDRAIL AND TERMINAL SECTIONS WILL BE TIED INTO EXISTING STEEL PLATE BEAM GUARDRAIL AS WELL AS FOR REMOVING AND RE-ERECTING THE RAIL ELEMENT.



**POST OR SPLICE BOLT & NUT**

FILE NAME =	USER NAME = laughlrr1	DESIGNED -	REVISED -	<b>STATE OF ILLINOIS DEPARTMENT OF TRANSPORTATION</b>	<b>D6 GUARDRAIL END REPL GUARDRAIL MODIFICATION SHEETS</b>			F.A.P. RTE.	SECTION	COUNTY	TOTAL SHEETS	SHEET NO.
et:\pw\work\p\dot\laughlrr1\0247411\0672E15-sht-guardrail-modification.dgn	DRAWN -	REVISED -	VAR.					**	*	34	25	
PLOT SCALE = 100.0000' / in.	CHECKED -	REVISED -	CONTRACT NO. 72E15									
PLOT DATE = Feb-04-2011 07:02:38AM	DATE -	REVISED -	SCALE:		SHEET NO.	OF SHEETS	STA.	TO STA.	ILLINOIS FED. AID PROJECT			