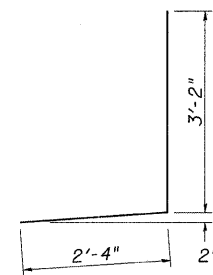


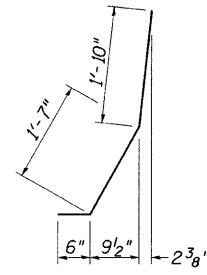
# BILL OF MATERIAL

PIER

BAR	NUMBER OF BARS		TOTAL	SIZE	LENGTH	SHAPE
	STAGE I	STAGE II				
a(E)	16	16	32	#5	19'-2"	—
a(E)	4	4	8	#6	4'-0"	—
d(E)	6	6	12	#4	5'-6"	J
d2(E)	6	6	12	#5	3'-11"	J
REINFORCEMENT BARS (EPOXY COATED)					POUND	790
CONCRETE REMOVAL					CU YD	5.9
CONCRETE SUPERSTRUCTURE					CU YD	6.0
BAR SPLICERS					EACH	16

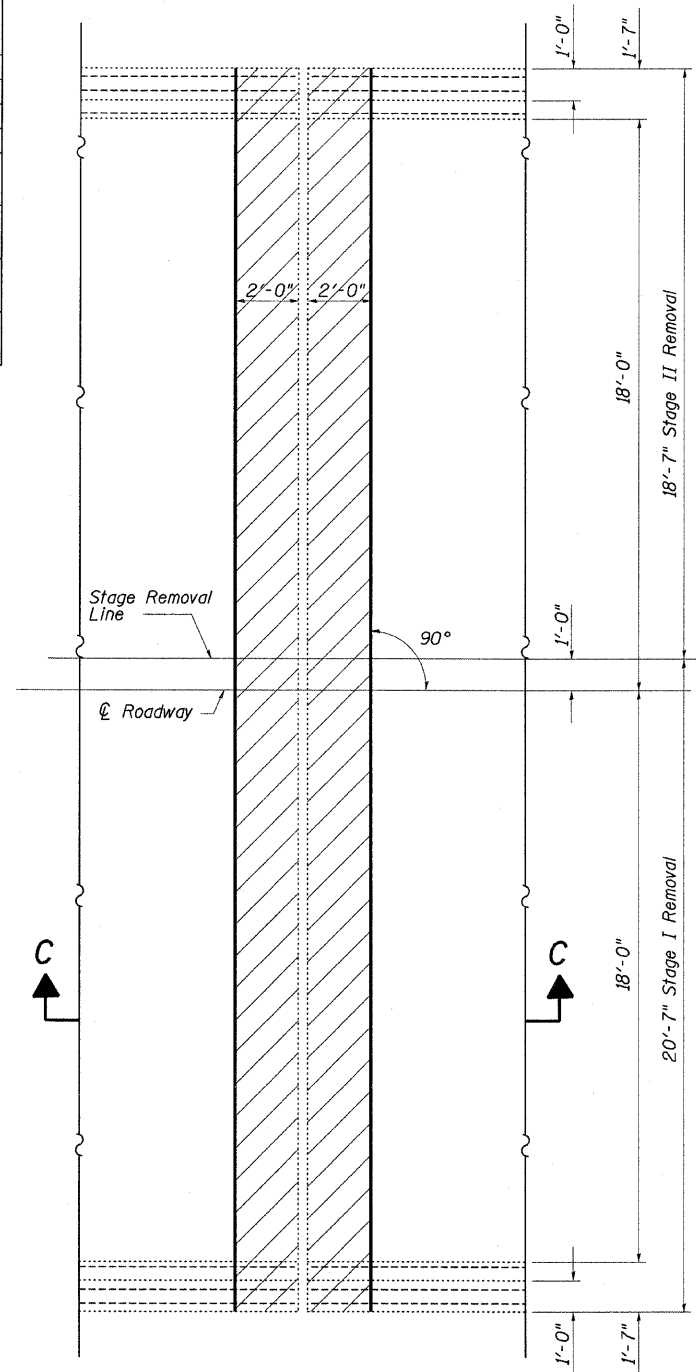


Bar d(E)

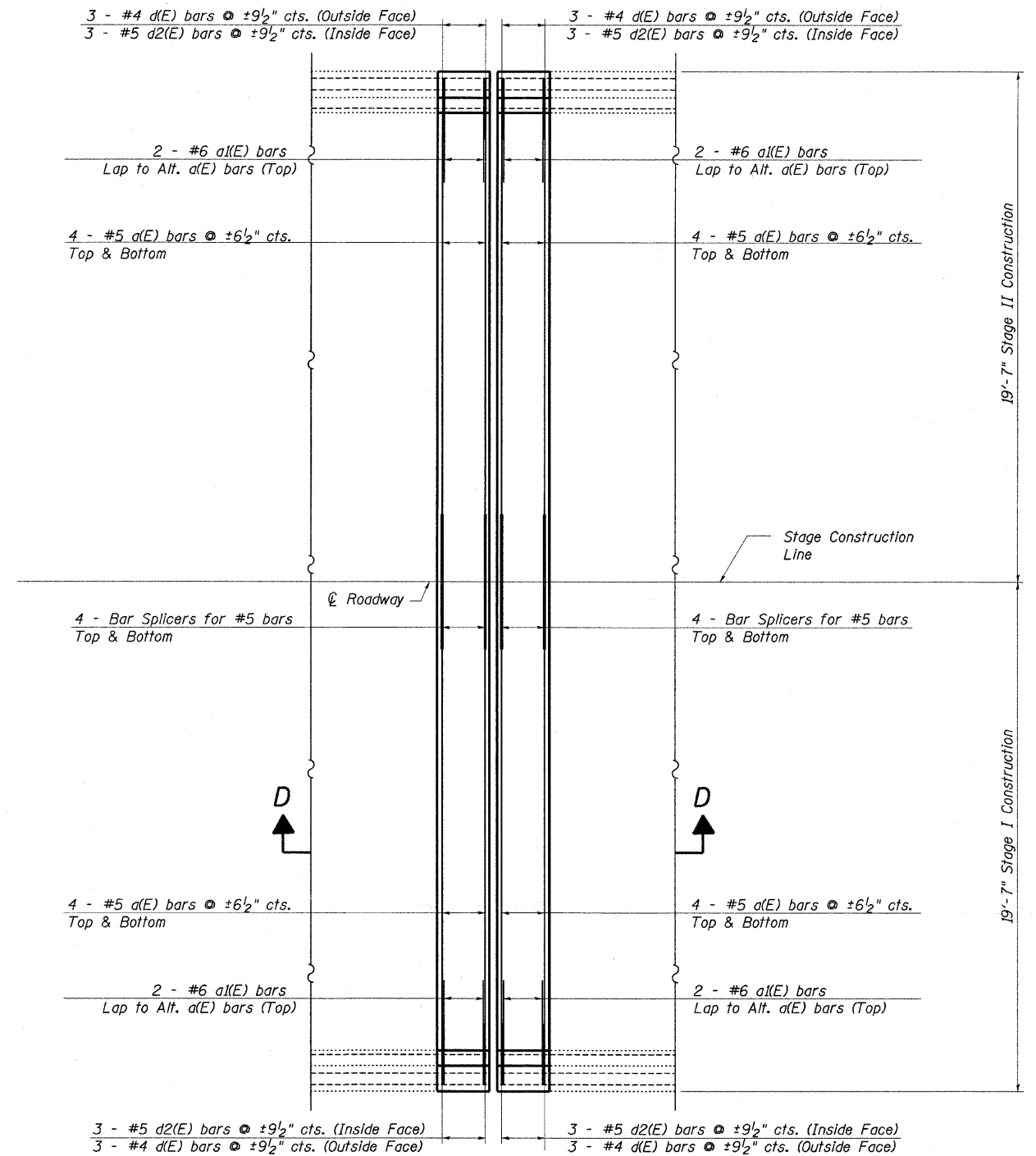


Bar d2(E)

Hatched area indicates removal.



EXISTING PARTIAL PLAN  
(Pier #5)



For Section C-C and D-D  
See sheet 6 of 8.

PROPOSED PARTIAL PLAN  
(Pier #5)

FILE NAME =	USER NAME = swartzw	DESIGNED - ESS	REVISED -	<b>STATE OF ILLINOIS DEPARTMENT OF TRANSPORTATION</b>	<b>EXPANSION JOINT REPLACEMENT DETAILS-PIER 5 SN. 096-0062</b>	F.A.P. RTE.	SECTION	COUNTY	TOTAL SHEETS	SHEET NO.
c:\pwwork\pwwork\swartzw\d0209308\0-7	4485-shr-brd\details-0960062.dgn	DRAWN - ESS	REVISED -			821	*	Wayne	23	13
	PLOT SCALE = 20,0000' / IN.	CHECKED - MEA	REVISED -			CONTRACT NO. 74485				
	PLOT DATE = 2/3/2011	DATE - 11/24/2010	REVISED -			ILLINOIS FED. AID PROJECT				
				SCALE: NA	SHEET NO. 5 OF 11 SHEETS	STA.	TO STA.			

\*07 Bridge Repairs 2011-1