STATE OF ILLINOIS
DEPARTMENT OF TRANSPORTATION

255	82-7HB-I	St. Clair	83	64	SHEET NO. 50C / 69 SHEETS

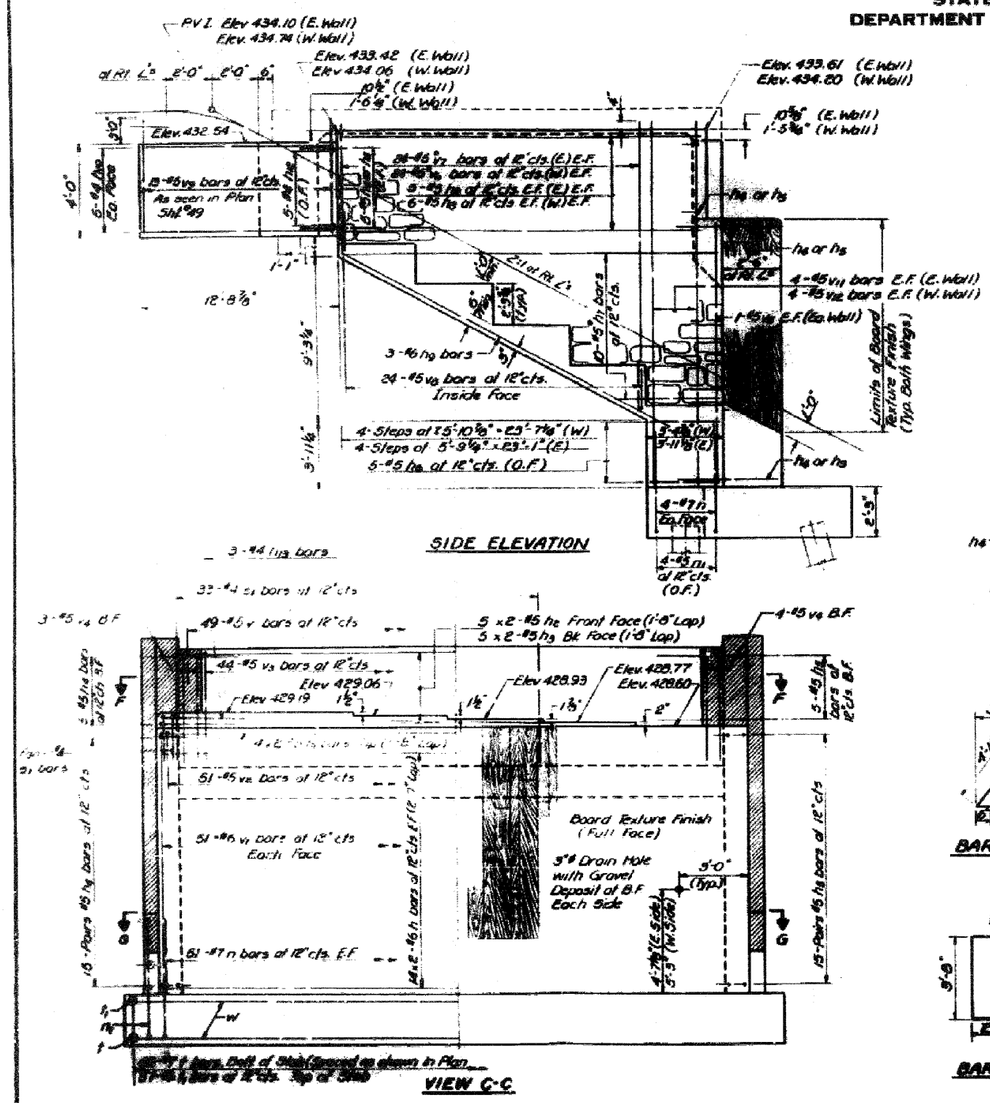

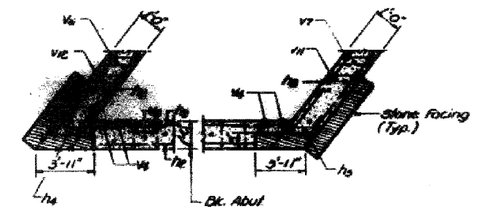

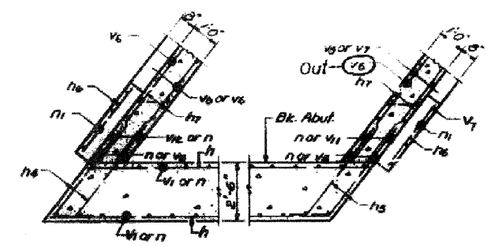

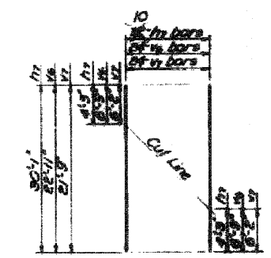

* FIELD CUTTING DIAGRAM

Order h_7, v_6 & v_7 bars full length. Cut to fill as shown and use remainder of bars in other face

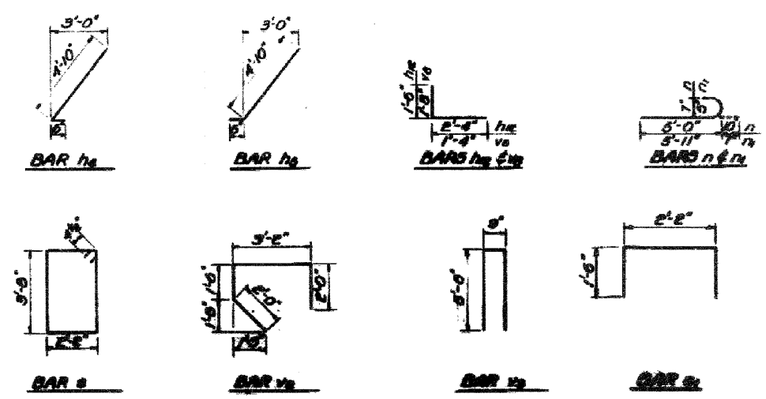

BILL OF MATERIAL

Bar	No.	Size	Length	Shape
h_1	66	#5	25'-2"	
h_2	8	#5	25'-1"	
h_3	10	#5	25'-1"	
h_4	10	#5	24'-10"	
h_5	46	#5	6'-4"	L
h_6	46	#5	6'-4"	J
h_7	10	#5	3'-1"	
h_8	20	#5	30'-1"	
h_9	22	#5	8'-0"	
h_{10}	6	#5	8'-3"	
h_{11}	20	#5	8'-3"	
h_{12}	10	#5	7'-0"	
h_{13}	10	#5	9'-10"	L
h_{14}	3	#5	35'-6"	
n	118	#7	5'-10"	U
n_1	6	#5	6'-6"	
p	10	#7	34'-6"	
s	94	#4	8'-8"	A
s_1	35	#4	8'-8"	
t	66	#7	6'-6"	
t_1	57	#5	6'-3"	
v	90	#5	7'-6"	
v_1	102	#5	7'-10"	
v_2	51	#5	8'-0"	
v_3	44	#5	12'-1"	
v_4	7	#5	8'-0"	
v_5	4	#5	8'-0"	
v_6	54	#5	8'-4"	
v_7	54	#5	8'-4"	
v_8	40	#5	8'-0"	
v_9	20	#5	8'-0"	
v_{10}	4	#5	8'-0"	
v_{11}	8	#5	8'-0"	
v_{12}	6	#5	8'-0"	
w	30	#5	8'-0"	
Reinforcement Bars, Epoxy Coated				
Class X Concrete				
Concrete Piles				



FOR INFORMATION ONLY

FILE NAME = $FILEL$	USER NAME = $USER$	DESIGNED -	REVISED -	STATE OF ILLINOIS DEPARTMENT OF TRANSPORTATION	EXISTING STRUCTURE PLANS	F.A.I. RTE.	SECTION	COUNTY	TOTAL SHEETS	SHEET NO.
		DRAWN -	REVISED -			255	82-7HB-I	ST. CLAIR	43	37
	PLOT SCALE = $SCALE$	CHECKED -	REVISED -					CONTRACT NO. 76C33		
	PLOT DATE = $DATE$	DATE -	REVISED -		SCALE: NA / SHEET NO. 14 OF 20 SHEETS / STA. / TO STA.	FED. ROAD DIST. NO.	ILLINOIS	FED. AID PROJECT		