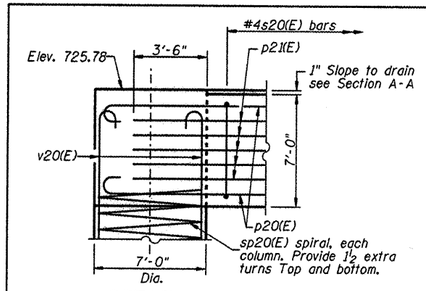

DETAIL 1

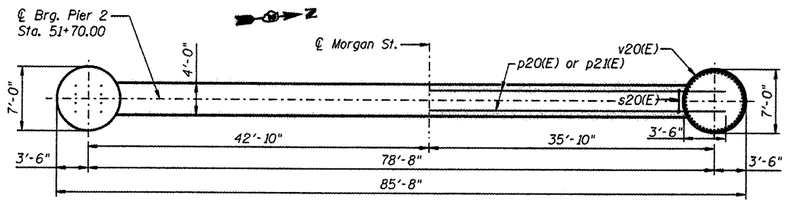

PLAN

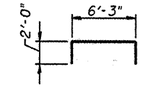

BARS u20(E)

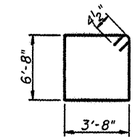

BARS s20(E)

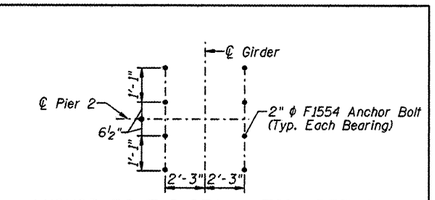

ANCHOR BOLT INSTALLATION DETAIL

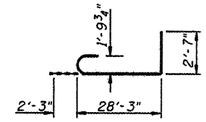

BAR v20(E)

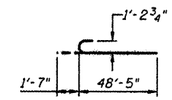

BAR p20(E)

PIER 2
BILL OF MATERIAL

Bar	No.	Size	Length	Shape
p20(E)	32	#11	50'-0"	
p21(E)	20	#6	41'-4"	
s20(E)	96	#4	21'-5"	
sp20(E)	2	#5	1167'-0"	
t20(E)	92	#11	27'-6"	
t21(E)	62	#8	27'-6"	
u20(E)	212	#6	10'-3"	
v20(E)	68	#14	33'-1"	
w20(E)	92	#11	24'-6"	
w21(E)	68	#8	24'-6"	
Structure Excavation			Cu. Yd.	1169
Concrete Structures			Cu. Yd.	500.7
Form Liner Textured Surface			Sq. Ft.	748
Reinforcement Bars, Epoxy Coated			Pound	68,450
Furnishing Piles, HP 12X53			Foot	9021
Driving Piles			Foot	9021
Test Pile Steel HP 12x53			Each	1
Pile Shoes			Each	98

For details of piles and Concrete Encasement, see sheet 75 of 79.

Notes:
1. The Contractor shall make allowance for the deflection of forms, shrinkage and settlement of falsework, and allowance for dead load deflection in construction of the pier tie beam.
2. Should the Contractor deem that dewatering is necessary or that a temporary cofferdam or temporary excavation support system is necessary to complete the work, the Contractor shall include such costs with Driving Piles. No additional compensation will be considered or made.

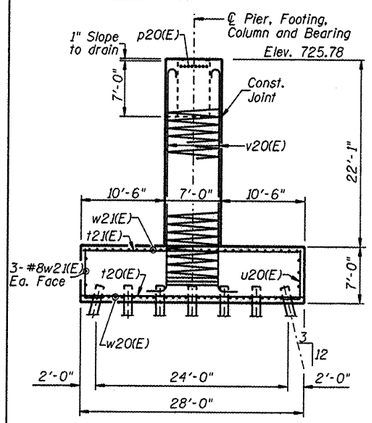

END VIEW
(Looking North)

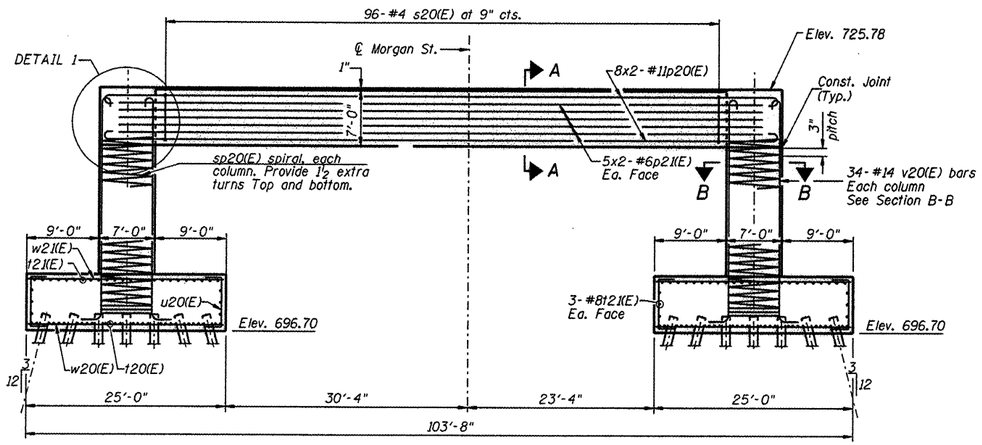

ELEVATION

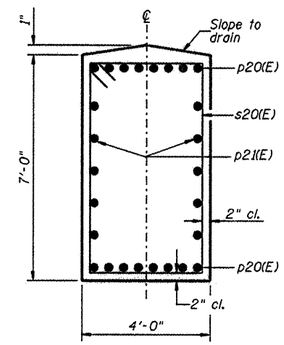

SECTION A-A

BEARING SEAT ELEVATIONS

LOCATION	ELEVATION
Column 1	725.78
Column 2	725.78

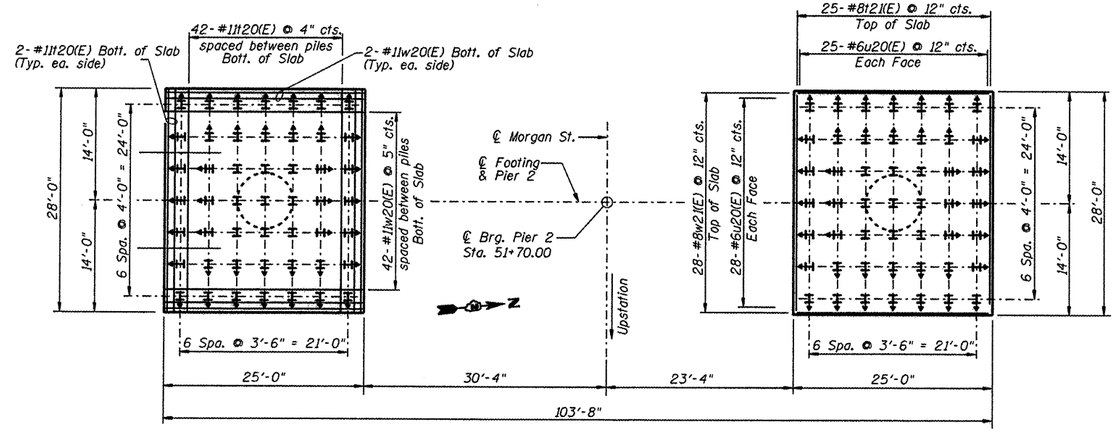

FOOTING PLAN

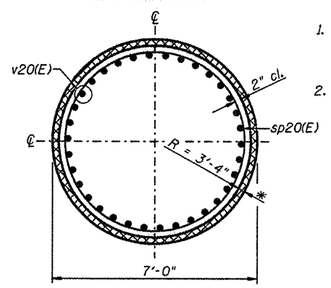

SECTION B-B

*2" Allowance for concrete form liner. Form liner is not allowed to intrude on 3'-4" radius. Additional concrete required will be paid for under Form Liner Textured Surface.

MIN. BAR LAPS

#6 = 3'-10"
#11 = 13'-7"

PILE DATA

Type: HP 12x53, with Pile Shoes
Nominal Required Bearing: 360 Kips
Allowable Resistance Available: 119 Kips
Est. Length: 93 ft.
No. Production Piles: 97
No. Test Piles: 1

L:\ROCKFORD\B826982\Drawn\CADD_Sheets\S_74_Pier 2.dgn

CMT ©Copyright CMT, Inc. CRAWFORD, MURPHY & TILLY, INC. CONSULTING ENGINEERS License No. 184-000613

HNTB

DESIGNED - PA, JDJ, BPD, CJW	REVISED -		
DRAWN - GLD	REVISED -		
CHECKED - RJK	REVISED -		
DATE - 02/04/2011	REVISED -		

CITY OF ROCKFORD
MORGAN STREET BRIDGE

PIER – 2
STRUCTURE NO. 101-6108

SCALE: | SHEET NO. 74 OF 79 SHEETS | STA. 47+00.74 TO STA. 52+63.50

F.A.U. RTE.	SECTION	COUNTY	TOTAL SHEETS	SHEET NO.
5077	99-00493-00-BR	WINNEBAGO	253	200

CONTRACT NO. 85529

FED. ROAD DIST. NO. 2 | ILLINOIS | FED. AID PROJECT BRM-5099(65)