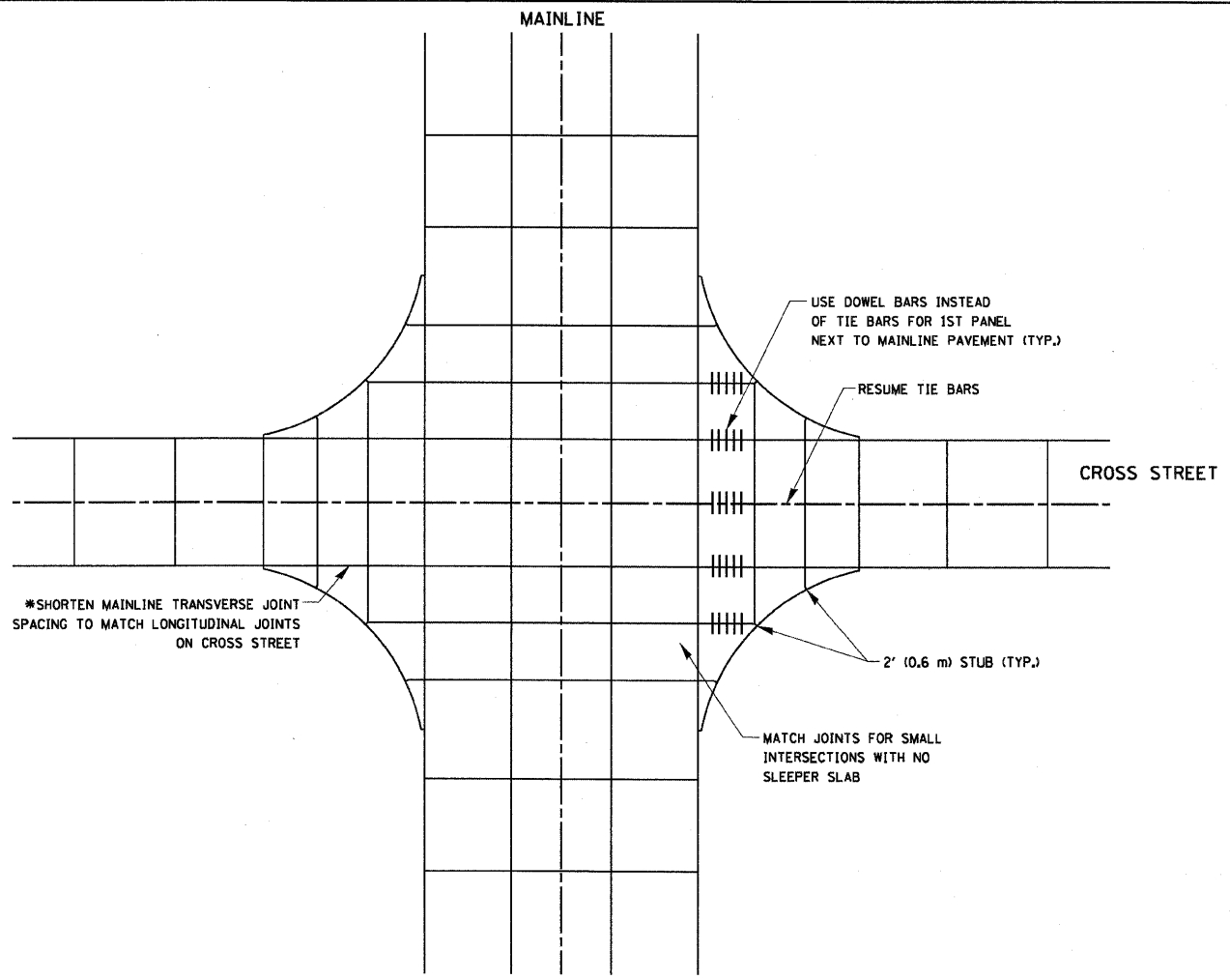
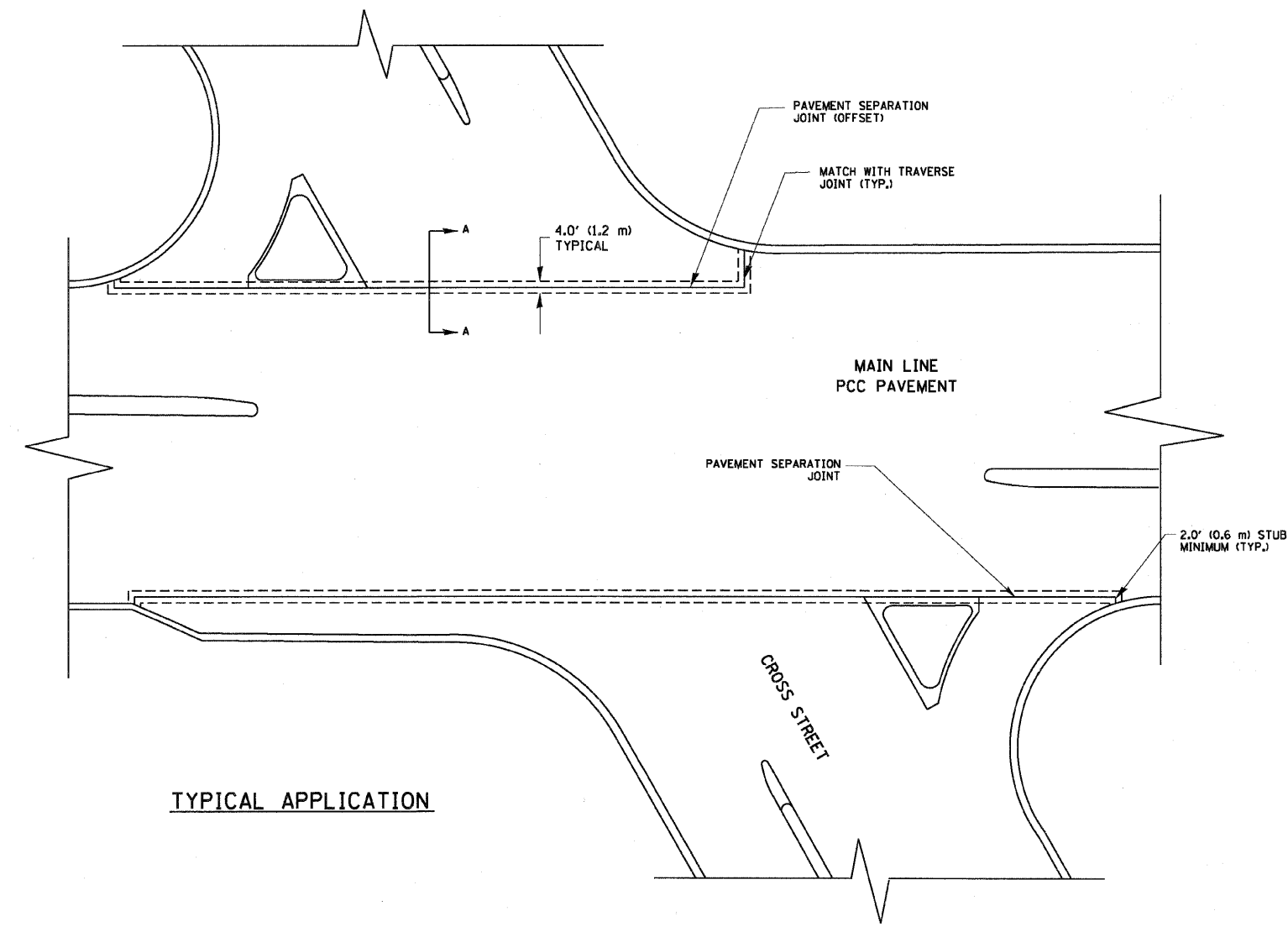


F. A. DIST.	SECTION	COUNTY	TOTAL SHEETS	SHEET NO.
344	(46-15&47)WRS-2	LAKE	234	180
STA.	TO STA.			
FED. ROAD DIST. NO. 7	ILLINOIS	FED. AID PROJECT		

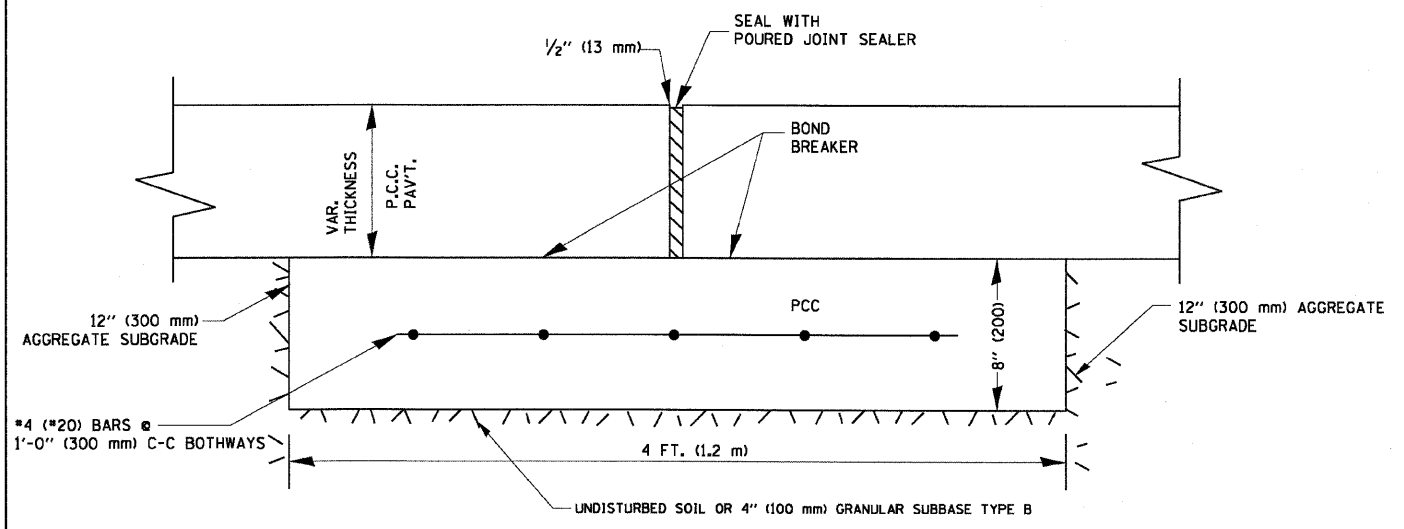
THE USE OF  
CROSS STREET PAVEMENT SEPARATION JOINTS  
FOR SKEWED OR LARGE INTERSECTIONS  
WHERE JOINTS MAY NOT MATCH



PLAN



TYPICAL APPLICATION



PROPOSED SECTION A-A

NOTE:

1. JOINT FILLER SHALL CONSIST OF A SHEET OF 1/2" (13 mm) BITUMINOUS PREFORMED FIBER JOINT FILLER CONFORMING TO ARTICLE 1051.03 OF THE STANDARD SPECIFICATIONS.
2. THE JOINT SHALL BE SEALED WITH A HOT POUR JOINT SEALER CONFORMING TO ARTICLE 1050.02 OF THE STANDARD SPECIFICATIONS.
3. A SINGLE LAYER OF FELT ROOFING PAPER SHALL SERVE AS A BOND BREAKER.
4. JOINT SHALL CONTINUE THROUGH COMBINATION CURB & GUTTER OR PCC SHOULDER.
5. PAVEMENT SEPARATION JOINT IS TO BE PAID FOR AS "SLEEPER SLAB" AND IS TO BE MEASURED IN PLACE BY THE LINEAL FOOT.
6. BOND BREAKER AND 1/2" (13 mm) JOINT AND FILLER SHALL BE INCIDENTAL TO THE PAY ITEM "SLEEPER SLAB".

REVISIONS	
NAME	DATE

ILLINOIS DEPARTMENT OF TRANSPORTATION

**DETAIL OF PAVEMENT SEPARATION JOINT FOR JOINTED PCC PAVEMENTS AT INTERSECTIONS**

SCALE: NONE  
DATE 12/27/2006

DRAWN BY:  
CHECKED BY:

ut/tdk  
 12/27/2006  
 c:\p\proj\egtr\rd\082.dgn