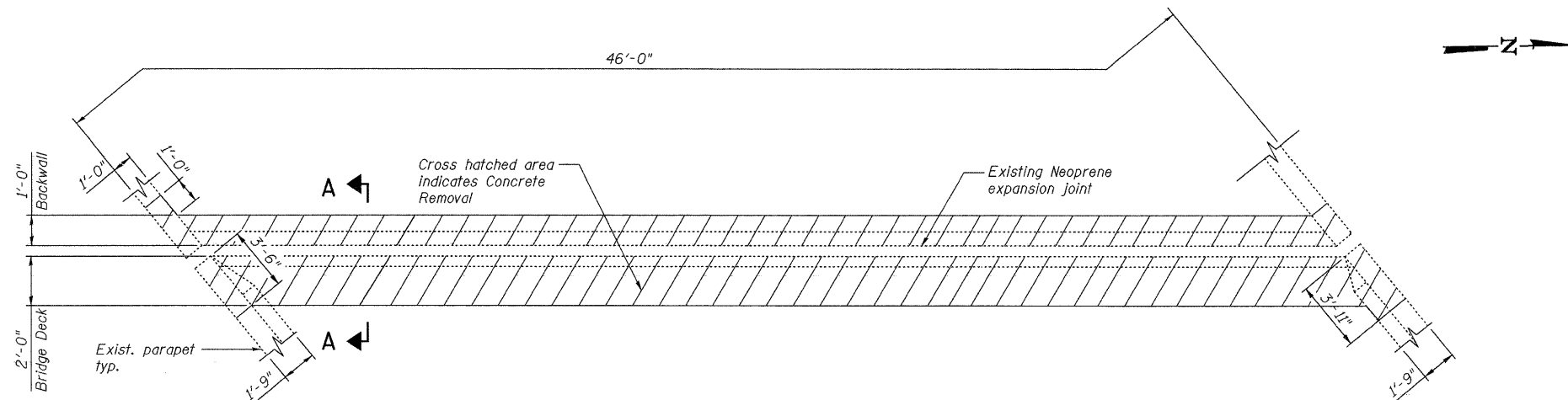


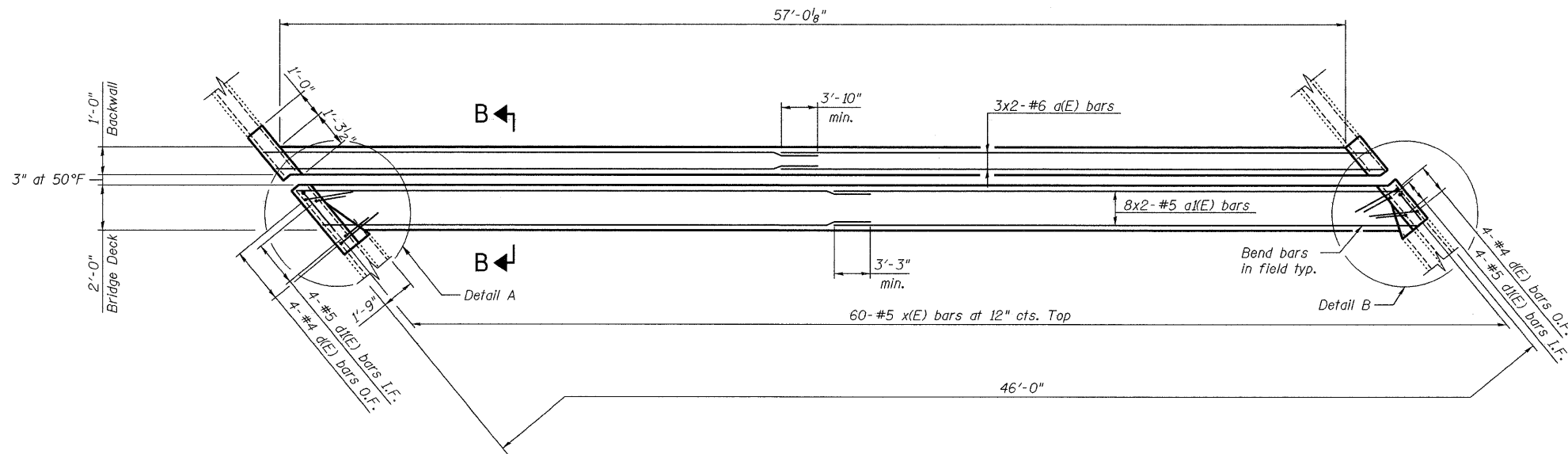
STATE OF ILLINOIS  
DEPARTMENT OF TRANSPORTATION

**BILL OF MATERIAL**

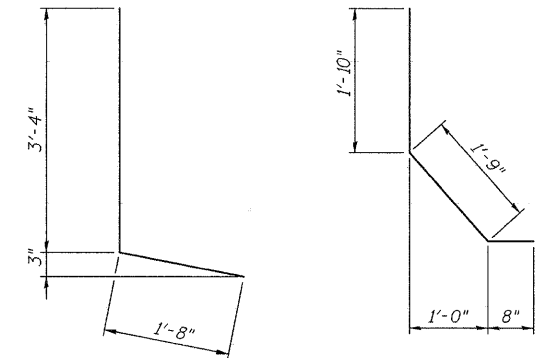
Bar	No.	Size	Length	Shape
a(E)	6	#6	31'-5"	—
a1(E)	16	#5	31'-2"	—
d(E)	8	#4	5'-0"	┌
d1(E)	8	#5	4'-3"	└
x(E)	60	#5	3'-1"	┌
Item	Unit	Total		
Concrete Removal	Cu. Yd.	10.0		
Concrete Superstructure	Cu. Yd.	11.4		
Reinforcement Bars, Epoxy Coated	Pound	1,060		



**EXISTING PARTIAL PLAN AT WEST ABUTMENT**

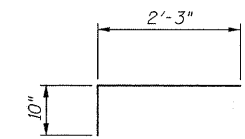


**PROPOSED PARTIAL PLAN AT WEST ABUTMENT**



**BAR d(E)**

**BAR d1(E)**

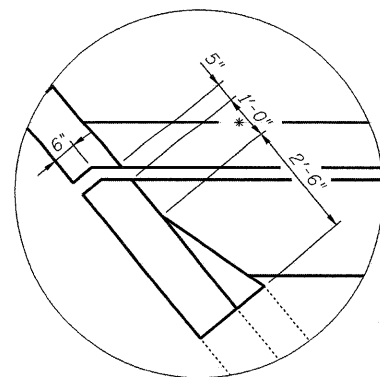


**BAR x(E)**

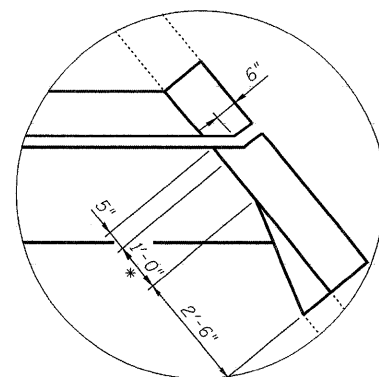
**Notes:**

- I.F. denotes Inside Face.  
O.F. denotes Outside Face.
- x(E) bar spacing measured along skew.
- Bars indicated thus 3x2-#6 etc. indicates 3 lines of bars with 2 lengths per line.
- Work this sheet with Expansion Joint Details sheet and Preformed Joint Strip Seal sheet.

**EXPANSION JOINT REPAIRS 1 OF 2  
STRUCTURE NO. 022-0106**



**DETAIL A**



**DETAIL B**

\*Parapet transition shall begin a minimum of 1'-0" from the expansion joint to allow for sliding plate installation. See Section B-B on the Preformed Joint Strip Seal sheet.

DESIGNED -	JLS/MFB
CHECKED -	KWS
DRAWN -	RMG
CHECKED -	KWS

**benesch**

alfred benesch & company  
Engineers - Surveyors - Planners  
205 North Michigan Avenue, Suite 2400  
Chicago, Illinois 60601  
312-565-0450 Job No. 10032.13

SHEET NO. 5 19 SHEETS	F.A.I. RTE. 290	SECTION 2009-115I	COUNTY DUPAGE	TOTAL SHEETS 27	SHEET NO. 10
	CONTRACT NO. 60J34				
FED. ROAD DIST. NO.		ILLINOIS	FED. AID PROJECT		