

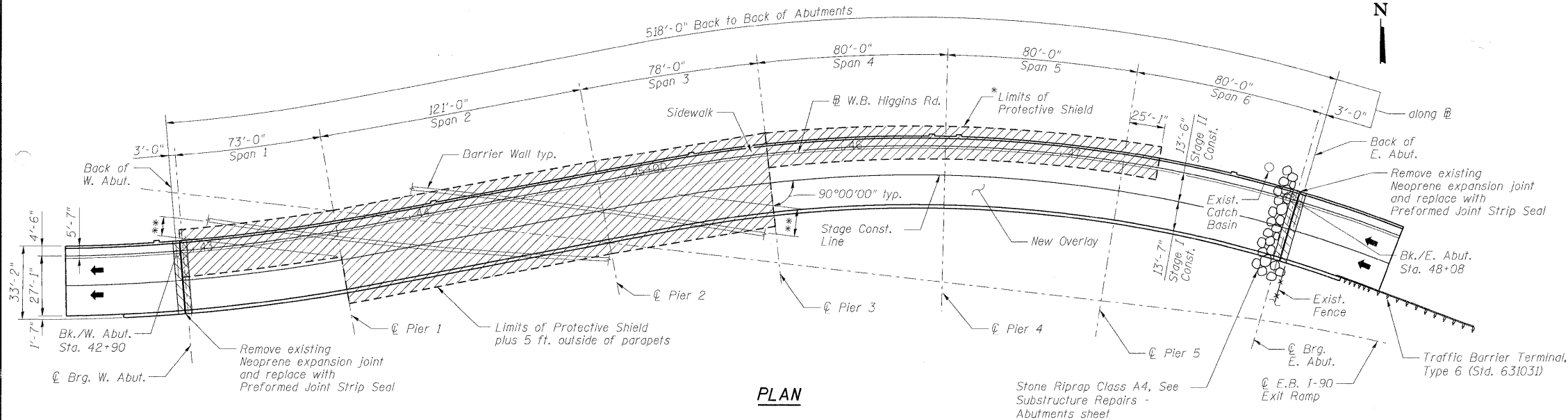
STATE OF ILLINOIS
DEPARTMENT OF TRANSPORTATION

Existing Structure:
The structure is a six-span continuous, composite plate girder structure with a 7 1/2" cast-in-place reinforced concrete deck and no overlay. The fixed pier is a built up steel plate box section, and the four expansion piers are built up I-sections with four 8" diameter pins per pier. The original structure was built in 1980.

Stage construction shall be utilized to maintain passenger vehicle traffic during construction. A detour route shall be used for truck traffic.

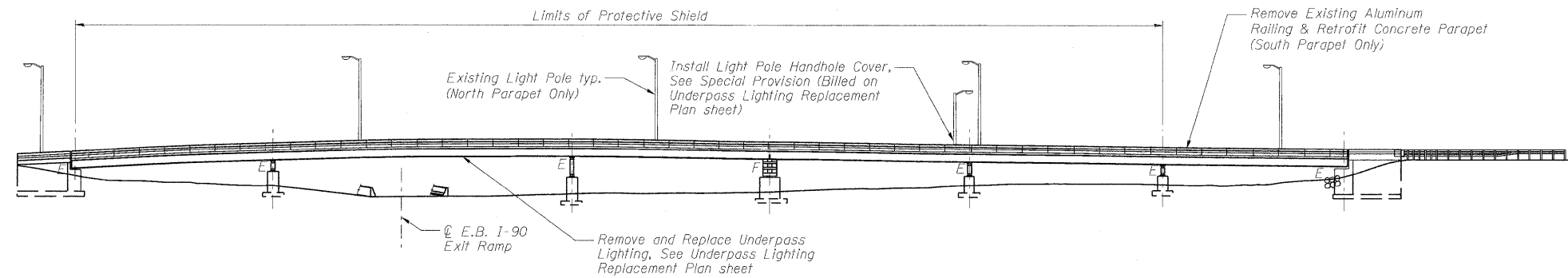
No salvage.

* Protective Shield to extend from 5 ft. past outside face of bridge deck parapet into the first interior bay of the bridge.



PLAN

** Protective Shield to extend a minimum of 10'-0" past exit ramp barrier wall of E.B. I-90 Exit Ramp or 5'-0" past outside face of bridge deck parapet.



ELEVATION

DESIGN SPECIFICATIONS

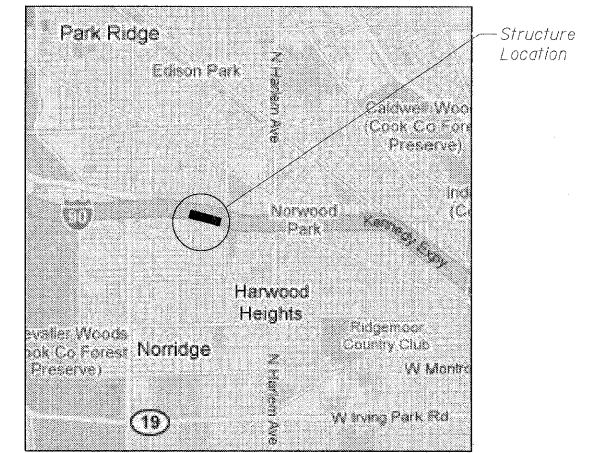
2002 AASHTO Standard Specifications for Highway Bridges, 17th Edition

DESIGN STRESSES

f'c = 3,500 psi
fy = 60,000 psi (reinforcement)

SCOPE OF WORK


1. Bridge deck hydro-scarification.
2. Bridge deck patching and parapet repair.
3. Approach slab patching.
4. Reconstruct deck joints at each abutment with preformed joint strip seals.
5. Remove existing aluminum railing and retrofit concrete parapet along south parapet.
6. Place new latex concrete overlay on deck and approaches.
7. Structural repair of concrete at abutments.
8. Place riprap at East Abutment.
9. Apply protective coat to parapets, sidewalk, approach slabs and deck.
10. Apply concrete sealer to abutment seats and backwalls.
11. Remove and reconstruct concrete curb and gutter along the sides of each approach slab.
12. Remove and reconstruct the bridge approach pavement connectors.
13. Install traffic barrier terminals and guardrail.



LOCATION SKETCH

GENERAL PLAN AND ELEVATION
IL 72 (HIGGINS ROAD) WB OVER
I-90 EB RAMP TO IL 43 (HARLEM AVENUE)
COOK COUNTY
STATION 45+49
STRUCTURE NO. 016-2519

DESIGNED -	JLS
CHECKED -	KWS
DRAWN -	RMG
CHECKED -	KWS



benesch
alfred benesch & company
Engineers • Surveyors • Planners
205 North Michigan Avenue, Suite 2400
Chicago, Illinois 60601
312-565-0450 Job No. 10032.13

SHEET NO. 1 14 SHEETS	F.A.U. RTE.	SECTION	COUNTY	TOTAL SHEETS	SHEET NO.
	3531	1515.1-1	COOK	35	12
FED. ROAD DIST. NO.			ILLINOIS FED. AID PROJECT		
CONTRACT NO. 60J58					

x:\10000s\10032\engineering_documents_contract-60j58\SN_016-2519-Higgins.Rd\2519-60J58-001-gpe.dgn 15:51:43 03/22/2010