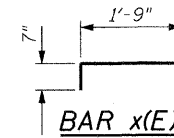
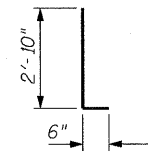
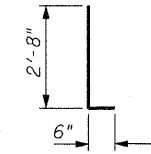
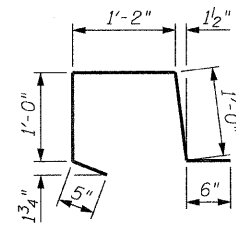
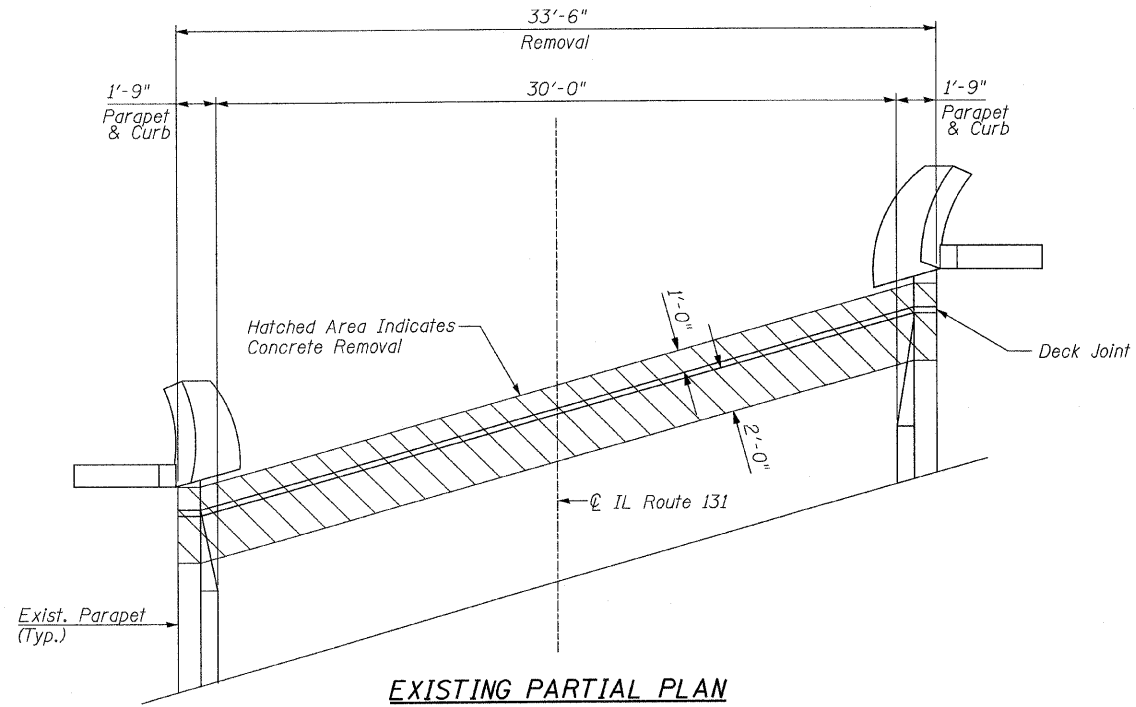
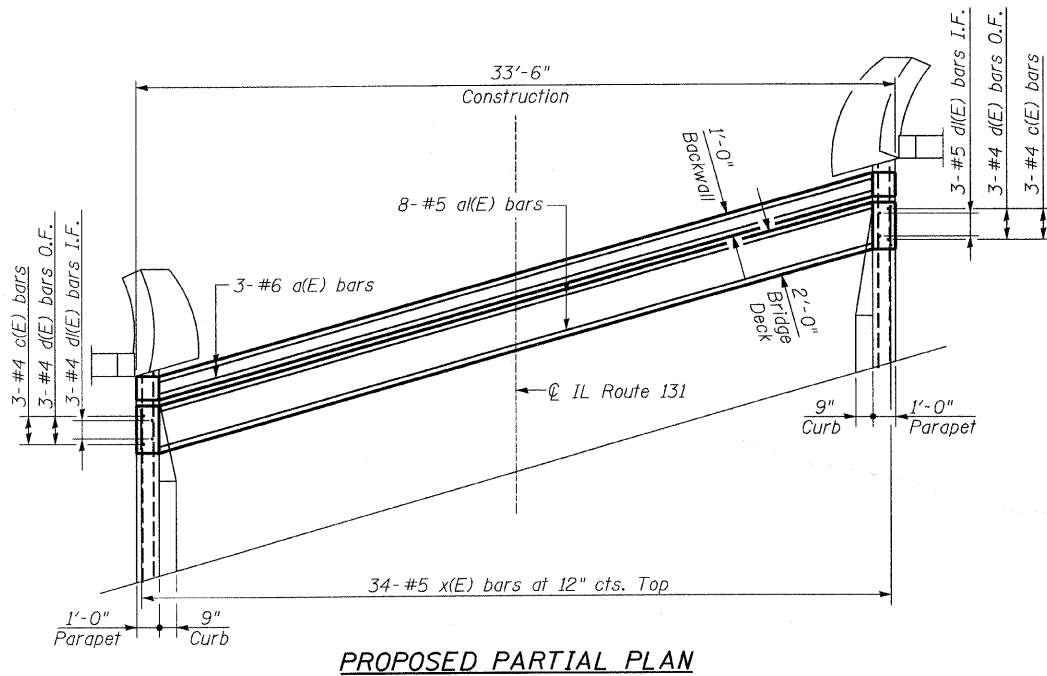


STATE OF ILLINOIS
DEPARTMENT OF TRANSPORTATION



BILL OF MATERIAL

BAR	NO.	SIZE	LENGTH	SHAPE
a(E)	6	#6	33'-2"	—
a1(E)	16	#5	33'-2"	—
d(E)	12	#4	3'-2"	L
d1(E)	12	#4	3'-4"	L
c(E)	12	#4	4'-1"	U
x(E)	68	#5	2'-4"	U



DESIGNED JWK	January, 2018
CHECKED JMH	EXAMINED
DRAWN DR	ENGINEER OF STRUCTURAL SERVICES
CHECKED JWK	PASSED
	ENGINEER OF BRIDGES AND STRUCTURES

- Notes:
- I.F. denotes inside face.
O.F. denotes outside face
 - x(E) bar spacing measured along skew.

EXPANSION JOINT REPAIRS
STRUCTURE NO. 049-0012

SHEET NO. S8 OF S15 SHEETS	F.A.U. RTE.	SECTION	COUNTY	TOTAL SHEETS	SHEET NO.
	2711	K-VB-I	LAKE	21	11
CONTRACT NO. 60J63					
ILLINOIS FED. AID PROJECT					