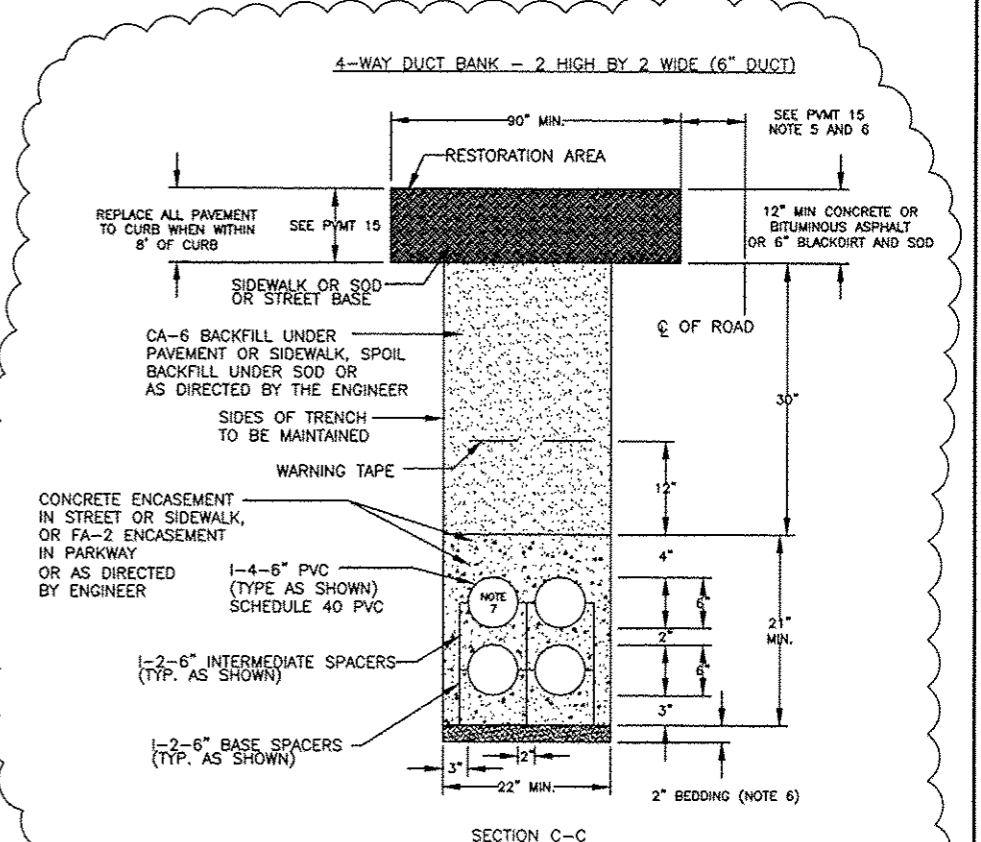
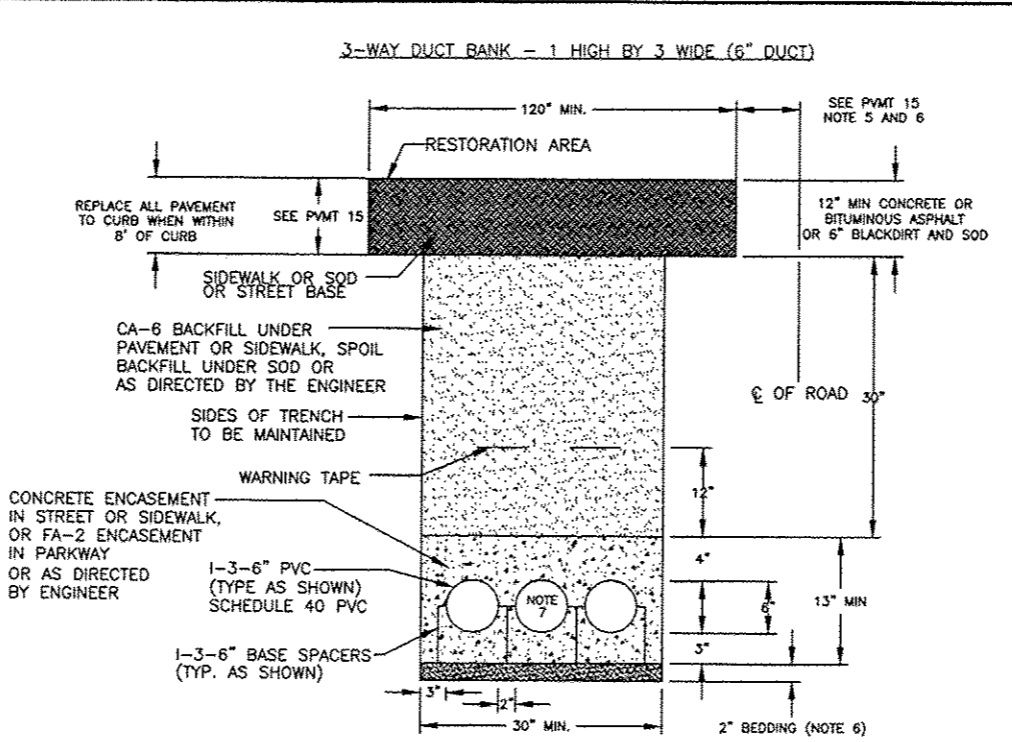
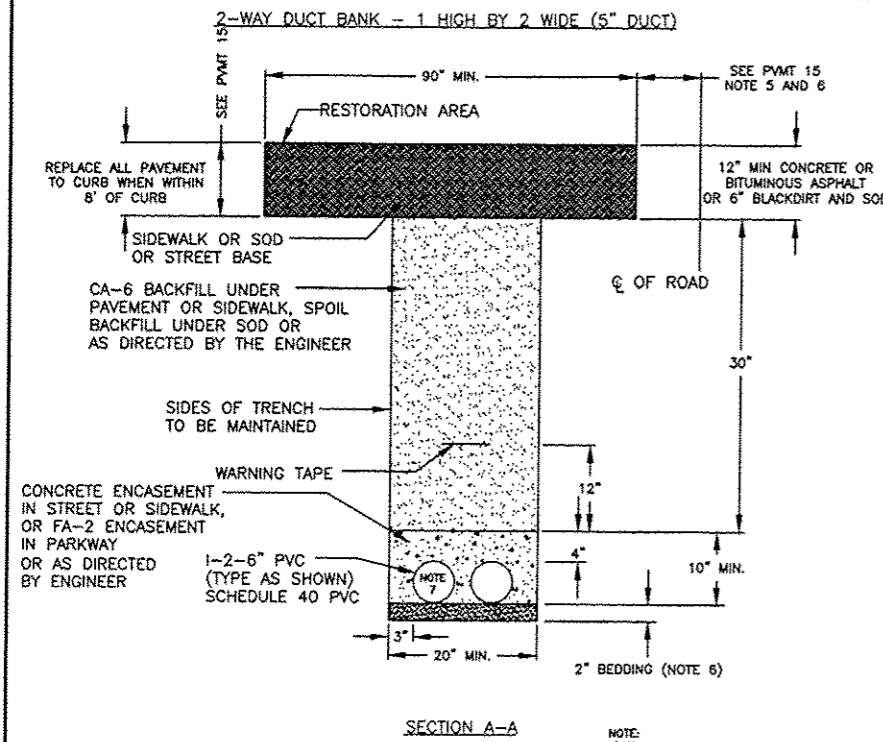


F.A.P. RTE.	SECTION	COUNTY	TOTAL SHEETS	SHEET NO.
338/IL 59	2011-036	DUPAGE		
FED. ROAD DIST. NO.		ILLINOIS	CONTRACT 60P42	
		FED. AID PROJECT		



CITY OF NAPERVILLE
DEPARTMENT OF PUBLIC UTILITIES-ELECTRIC
TYPICAL CONDUIT SECTION A-A
ROUTE 59

APPROXIMATE LENGTH = (NONE) CONCRETE ENCASE SPOIL BACKFILL
APPROXIMATE LENGTH = (NONE) CONCRETE ENCASE CA-6 BACKFILL
APPROXIMATE LENGTH = 170 FEET (FA-2 ENCASED) SPOIL BACKFILL
APPROXIMATE LENGTH = (NONE) (FA-2 ENCASED) CA-6 BACKFILL

- NOTE:
- 1) ALL CONDUIT RUNS ARE ASSEMBLED IN FIELD.
 - 2) INSTALL 1/8" DIA. (PULLING) NYLON ROPE IN EACH DUCT.
 - 3) ALL CABLES BY OTHERS.
 - 4) CONDUIT
 - 5) ALL OTHER MATERIALS INCLUDING GLUE, COUPLINGS AND MANHOLE ENTRANCES FURNISHED BY CITY OF NAPERVILLE AND INSTALLED BY CONTRACTOR.
 - 6) INSTALL BEDDING FA-2 OR CA-6.
 - 7) INSTALL MULE TAPE OR #12 COPPER WIRE THIN IN THIS DUCT ONLY.
 - 8) CONTRACTOR TO INSTALL DUCT RUN PER C30-1900.

CITY OF NAPERVILLE
DEPARTMENT OF PUBLIC UTILITIES-ELECTRIC
TYPICAL CONDUIT SECTION B-B
ROUTE 59

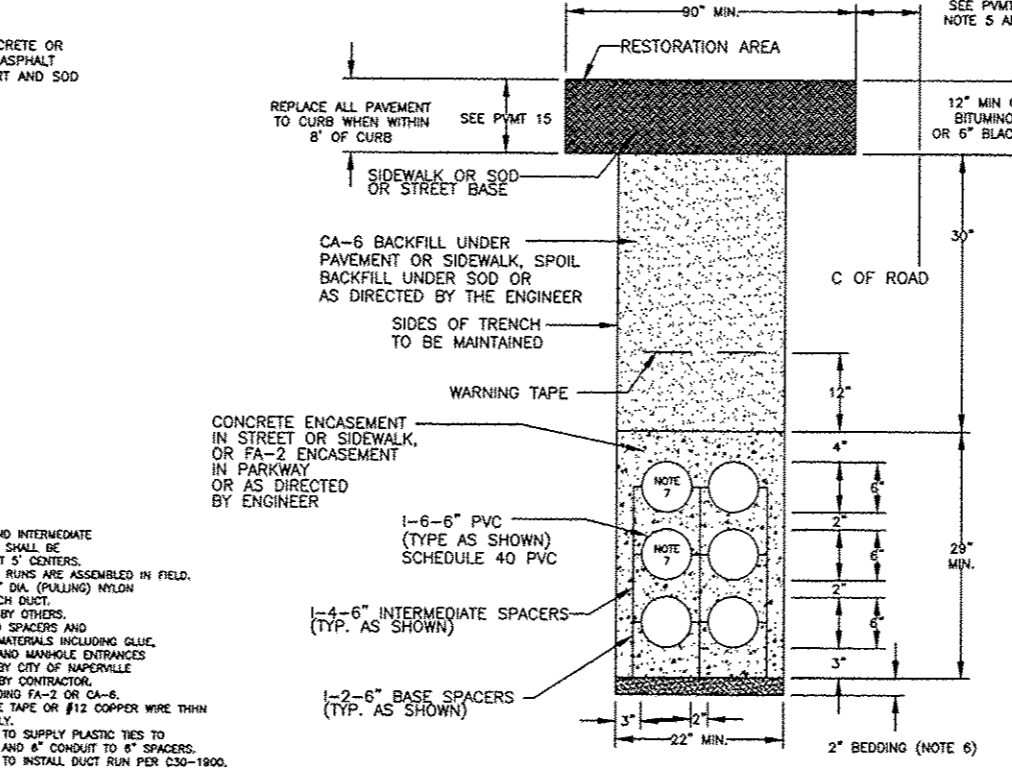
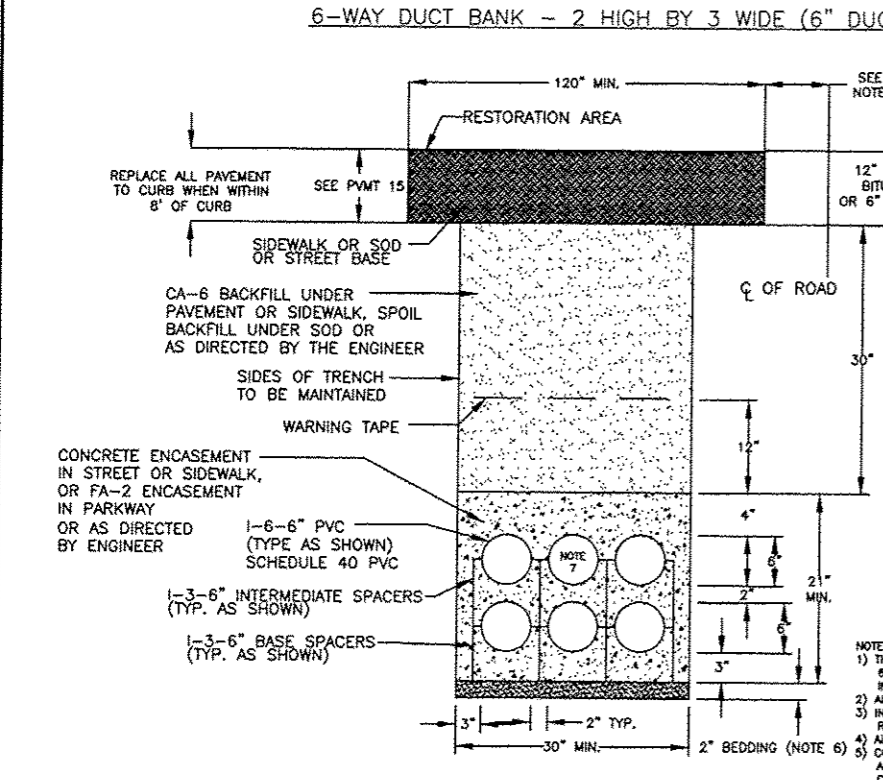
APPROXIMATE LENGTH = (NONE) CONCRETE ENCASE SPOIL BACKFILL
APPROXIMATE LENGTH = 285 FEET CONCRETE ENCASE CA-6 BACKFILL
APPROXIMATE LENGTH = (NONE) (FA-2 ENCASED) SPOIL BACKFILL
APPROXIMATE LENGTH = (NONE) (FA-2 ENCASED) CA-6 BACKFILL

- NOTE:
- 1) THE BASE AND INTERMEDIATE 6" SPACERS SHALL BE INSTALLED AT 5" CENTERS.
 - 2) ALL CONDUIT RUNS ARE ASSEMBLED IN FIELD.
 - 3) INSTALL 1/8" DIA. (PULLING) NYLON ROPE IN EACH DUCT.
 - 4) ALL CABLES BY OTHERS.
 - 5) CONDUIT AND SPACERS AND ALL OTHER MATERIALS INCLUDING GLUE, COUPLINGS AND MANHOLE ENTRANCES FURNISHED BY CITY OF NAPERVILLE AND INSTALLED BY CONTRACTOR.
 - 6) INSTALL BEDDING FA-2 OR CA-6.
 - 7) INSTALL MULE TAPE OR #12 COPPER WIRE THIN IN THIS DUCT ONLY.
 - 8) CONTRACTOR TO SUPPLY PLASTIC TIES TO HOLD 3", 5", AND 6" CONDUIT TO 6" SPACERS.
 - 9) CONTRACTOR TO INSTALL DUCT RUN PER C30-1900.

CITY OF NAPERVILLE
DEPARTMENT OF PUBLIC UTILITIES-ELECTRIC
TYPICAL CONDUIT SECTION C-C
ROUTE 59

APPROXIMATE LENGTH = 20 FEET CONCRETE ENCASE SPOIL BACKFILL
APPROXIMATE LENGTH = CONCRETE ENCASE CA-6 BACKFILL
APPROXIMATE LENGTH = 25 FEET (FA-2 ENCASED) SPOIL BACKFILL
APPROXIMATE LENGTH = (NONE) (FA-2 ENCASED) CA-6 BACKFILL

- NOTE:
- 1) THE BASE AND INTERMEDIATE 6" SPACERS SHALL BE INSTALLED AT 5" CENTERS.
 - 2) ALL CONDUIT RUNS ARE ASSEMBLED IN FIELD.
 - 3) INSTALL 1/8" DIA. (PULLING) NYLON ROPE IN EACH DUCT.
 - 4) ALL CABLES BY OTHERS.
 - 5) CONDUIT AND SPACERS AND ALL OTHER MATERIALS INCLUDING GLUE, COUPLINGS AND MANHOLE ENTRANCES FURNISHED BY CITY OF NAPERVILLE AND INSTALLED BY CONTRACTOR.
 - 6) INSTALL BEDDING FA-2 OR CA-6.
 - 7) INSTALL MULE TAPE OR #12 COPPER WIRE THIN IN THIS DUCT ONLY.
 - 8) CONTRACTOR TO SUPPLY PLASTIC TIES TO HOLD 3", 5", AND 6" CONDUIT TO 6" SPACERS.
 - 9) CONTRACTOR TO INSTALL DUCT RUN PER C30-1900.



CITY OF NAPERVILLE
DEPARTMENT OF PUBLIC UTILITIES-ELECTRIC
TYPICAL CONDUIT SECTION F-F
ROUTE 59

APPROXIMATE LENGTH = (NONE) CONCRETE ENCASE SPOIL BACKFILL
APPROXIMATE LENGTH = (NONE) CONCRETE ENCASE CA-6 BACKFILL
APPROXIMATE LENGTH = 200 FEET (FA-2 ENCASED) SPOIL BACKFILL
APPROXIMATE LENGTH = (NONE) (FA-2 ENCASED) CA-6 BACKFILL

- NOTE:
- 1) THE BASE AND INTERMEDIATE 6" SPACERS SHALL BE INSTALLED AT 5" CENTERS.
 - 2) ALL CONDUIT RUNS ARE ASSEMBLED IN FIELD.
 - 3) INSTALL 1/8" DIA. (PULLING) NYLON ROPE IN EACH DUCT.
 - 4) ALL CABLES BY OTHERS.
 - 5) CONDUIT AND SPACERS AND ALL OTHER MATERIALS INCLUDING GLUE, COUPLINGS AND MANHOLE ENTRANCES FURNISHED BY CITY OF NAPERVILLE AND INSTALLED BY CONTRACTOR.
 - 6) INSTALL BEDDING FA-2 OR CA-6.
 - 7) INSTALL MULE TAPE OR #12 COPPER WIRE THIN IN THIS DUCT ONLY.
 - 8) CONTRACTOR TO SUPPLY PLASTIC TIES TO HOLD 3", 5", AND 6" CONDUIT TO 6" SPACERS.
 - 9) CONTRACTOR TO INSTALL DUCT RUN PER C30-1900.

CITY OF NAPERVILLE
DEPARTMENT OF PUBLIC UTILITIES-ELECTRIC
TYPICAL CONDUIT SECTION D-D
ROUTE 59

APPROXIMATE LENGTH = (NONE) CONCRETE ENCASE SPOIL BACKFILL
APPROXIMATE LENGTH = 175 FEET CONCRETE ENCASE CA-6 BACKFILL
APPROXIMATE LENGTH = 120 FEET (FA-2 ENCASED) SPOIL BACKFILL
APPROXIMATE LENGTH = (NONE) (FA-2 ENCASED) CA-6 BACKFILL

ADDENDUM A 7-16-12

PROJECT TITLE				ROUTE 59 ROAD IMPROVEMENTS			
PROJECT DESCRIPTION				DETAILS AND STANDARDS			
ENGINEER	BCC	DRAWING DATE	5-11-12	MAP #	4211,4212,4223	SCALE	N.T.S.
DESIGN BY	DL	DRAWN BY	PSM	AVIAT JOINT AGREEMENT #	N/A	PROJECT #	EU-12
CHECKED BY		APPROVED BY		CAD FILE	0060648001016.DWG	SHEET #	16 OF 63
Naperville		Department of Public Utilities Electric Division		WORK REQUEST #		60468	