

**REMOVAL OF EXISTING TRAFFIC SIGNAL EQUIPMENT**

THE FOLLOWING EXISTING TRAFFIC SIGNAL EQUIPMENT SHALL BE REMOVED BY THE CONTRACTOR AND SHALL REMAIN THE PROPERTY OF THE AGENCY LISTED BELOW. THE CONTRACTOR SHALL SAFELY STORE AND ARRANGE FOR PICK UP OF ALL EQUIPMENT TO BE RETURNED TO THE LISTED AGENCY AS PER THE TRAFFIC SIGNAL SPECIFICATIONS.

AGENCY: CITY OF NAPERVILLE

- 3 EACH LIGHT DETECTOR AND BEACON
- 1 EACH LIGHT DETECTOR AMPLIFIER

RESTORATION OF WORK AREA, RESTORATION OF THE TRAFFIC SIGNAL WORK AREA SHALL BE INCLUDED IN THE RELATED PAY ITEM SUCH AS FOUNDATION, CONDUIT, HANDHOLE, TRENCH AND BACKFILL, ETC., AND NO EXTRA COMPENSATION SHALL BE ALLOWED. ALL ROADWAY SURFACES SUCH AS SHOULDERS, MEDIAN, SIDEWALKS, PAVEMENT ETC. SHALL BE REPLACED IN KIND. ALL DAMAGE TO MOWED LAWNS SHALL BE REPLACED WITH AN APPROVED SOD, AND ALL DAMAGE TO UNMOWED FIELDS SHALL BE SEEDED IN ACCORDANCE WITH STANDARD SPECIFICATIONS 252 AND 250 RESPECTIVELY.

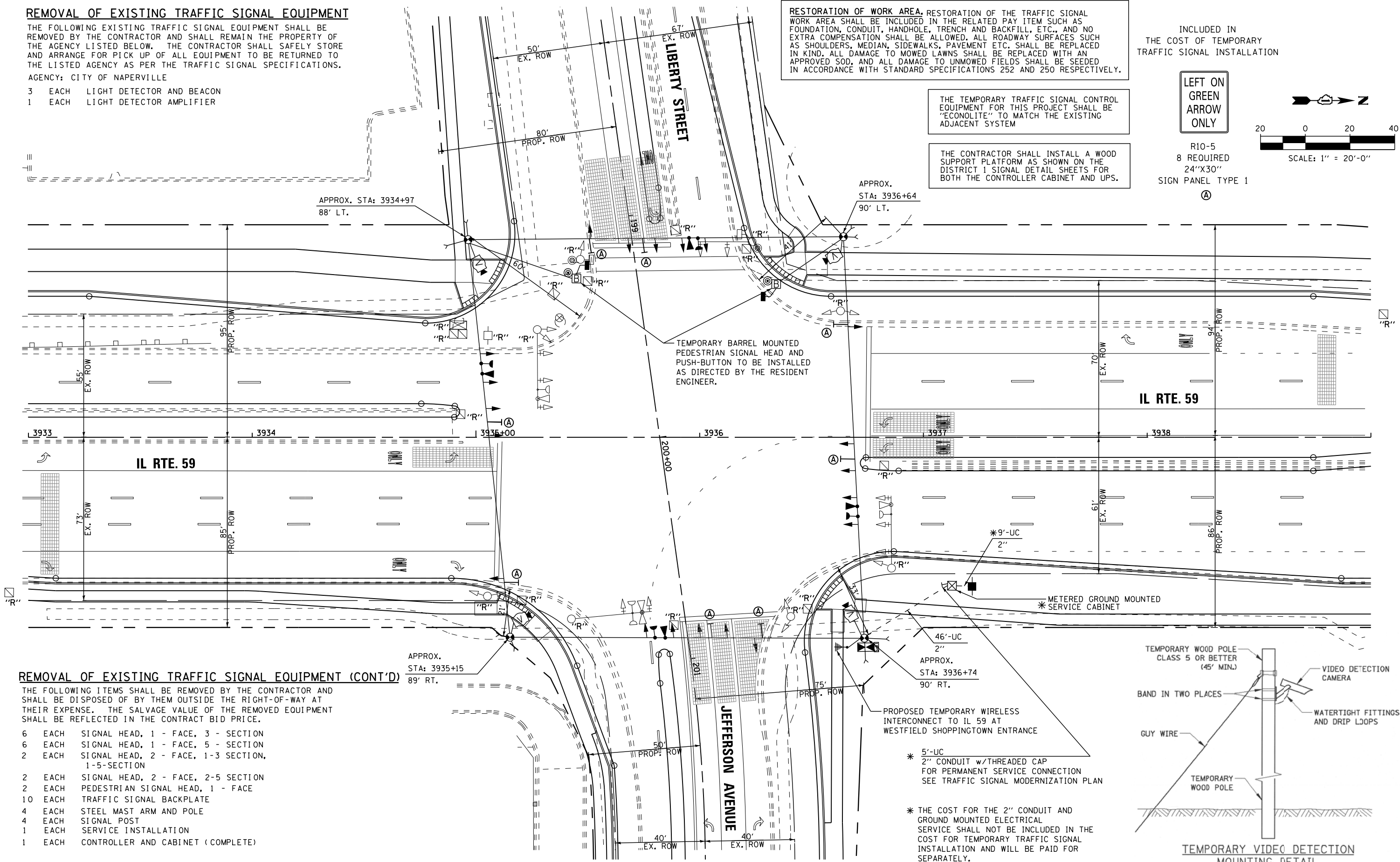
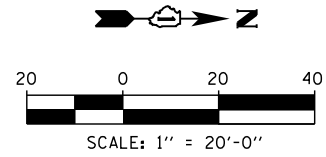
THE TEMPORARY TRAFFIC SIGNAL CONTROL EQUIPMENT FOR THIS PROJECT SHALL BE "ECONOLITE" TO MATCH THE EXISTING ADJACENT SYSTEM

THE CONTRACTOR SHALL INSTALL A WOOD SUPPORT PLATFORM AS SHOWN ON THE DISTRICT 1 SIGNAL DETAIL SHEETS FOR BOTH THE CONTROLLER CABINET AND UPS.

INCLUDED IN THE COST OF TEMPORARY TRAFFIC SIGNAL INSTALLATION

LEFT ON GREEN ARROW ONLY

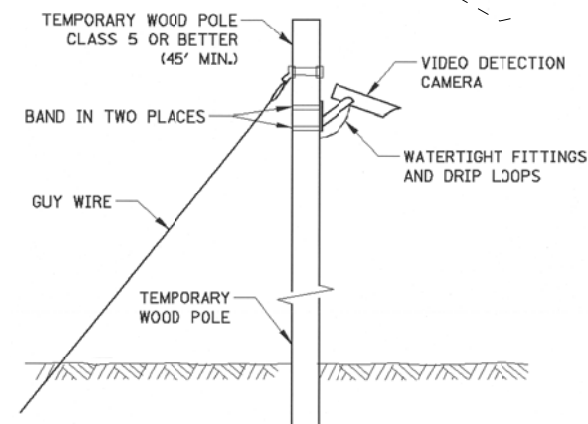
R10-5  
 8 REQUIRED  
 24"X30"  
 SIGN PANEL TYPE 1  
 (A)



**REMOVAL OF EXISTING TRAFFIC SIGNAL EQUIPMENT (CONT'D)**

THE FOLLOWING ITEMS SHALL BE REMOVED BY THE CONTRACTOR AND SHALL BE DISPOSED OF BY THEM OUTSIDE THE RIGHT-OF-WAY AT THEIR EXPENSE. THE SALVAGE VALUE OF THE REMOVED EQUIPMENT SHALL BE REFLECTED IN THE CONTRACT BID PRICE.

- 6 EACH SIGNAL HEAD, 1 - FACE, 3 - SECTION
- 6 EACH SIGNAL HEAD, 1 - FACE, 5 - SECTION
- 2 EACH SIGNAL HEAD, 2 - FACE, 1-3 SECTION, 1-5-SECTION
- 2 EACH SIGNAL HEAD, 2 - FACE, 2-5 SECTION
- 2 EACH PEDESTRIAN SIGNAL HEAD, 1 - FACE
- 10 EACH TRAFFIC SIGNAL BACKPLATE
- 4 EACH STEEL MAST ARM AND POLE
- 4 EACH SIGNAL POST
- 1 EACH SERVICE INSTALLATION
- 1 EACH CONTROLLER AND CABINET (COMPLETE)



FILE NAME =	USER NAME = \$USER\$
K:\Projects\090059\Design\Sheet Files\679r\wa59templ1.dgn	9r\wa59templ1.dgn
PLOT SCALE = \$SCALE\$	CHECKED - KMM
PLOT DATE = 12/6/2012	DATE -

DESIGNED - DW	REVISED -
DRAWN - JDH	REVISED -
CHECKED - KMM	REVISED -
DATE -	REVISED -

STATE OF ILLINOIS  
 DEPARTMENT OF TRANSPORTATION

<b>TEMPORARY TRAFFIC SIGNAL INSTALLATION &amp; REMOVE EXISTING TRAFFIC SIGNAL EQUIPMENT PLAN</b>	
<b>IL RTE 59 AT LIBERTY ST / JEFFERSON AVE</b>	
SCALE: 1"=20'	SHEET NO. 1 OF 3 SHEETS
STA.	TO STA.

F.A. RTE.	SECTION	COUNTY	TOTAL SHEETS	SHEET NO.
338	(112 & 113) WRS-7	DUPAGE	1156	622
<b>TS-30</b>		CONTRACT NO. 60R30		
ILLINOIS FED. AID PROJECT				