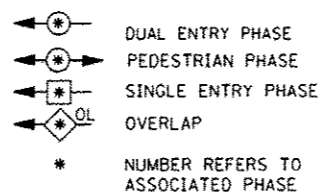


**SCHEDULE OF QUANTITIES**

| QUANTITY | UNIT  | ITEM  |
|----------|-------|---|
| 90       | SQ FT | SIGN PANEL - TYPE 1   |
| 1        | EACH  | SERVICE INSTALLATION - GROUND MOUNTED   |
| 866      | FOOT  | UNDERGROUND CONDUIT, GALVANIZED STEEL, 2" DIA.                                      |
| 121      | FOOT  | UNDERGROUND CONDUIT, GALVANIZED STEEL, 3" DIA.                                      |
| 660      | FOOT  | UNDERGROUND CONDUIT, GALVANIZED STEEL, 4" DIA.                                      |
| 5        | EACH  | HANDHOLE  |
| 4        | EACH  | HEAVY-DUTY HANDHOLE   |
| 2        | EACH  | DOUBLE HANDHOLE   |
| 1        | EACH  | TRANSCEIVER - FIBER OPTIC   |
| 1785     | FOOT  | ELECTRIC CABLE IN CONDUIT, SIGNAL NO. 14 2C   |
| 2973     | FOOT  | ELECTRIC CABLE IN CONDUIT, SIGNAL NO. 14 3C   |
| 3837     | FOOT  | ELECTRIC CABLE IN CONDUIT, SIGNAL NO. 14 5C   |
| 2096     | FOOT  | ELECTRIC CABLE IN CONDUIT, SIGNAL NO. 14 7C   |
| 6148     | FOOT  | ELECTRIC CABLE IN CONDUIT, LEAD-IN, NO. 14 1 PAIR                                   |
| 49       | FOOT  | ELECTRIC CABLE IN CONDUIT, SERVICE, NO. 6 2 C                                       |
| 932      | FOOT  | ELECTRIC CABLE IN CONDUIT, EQUIPMENT GROUNDING CONDUCTOR, NO. 6 1 C                 |
| 20       | FOOT  | CONCRETE FOUNDATION, TYPE A   |
| 4        | FOOT  | CONCRETE FOUNDATION, TYPE C   |
| 32       | FOOT  | CONCRETE FOUNDATION, TYPE E 36-INCH DIAMETER  |
| 42       | FOOT  | CONCRETE FOUNDATION, TYPE E 42-INCH DIAMETER  |
| 14       | EACH  | SIGNAL HEAD, LED, 1-FACE, 3-SECTION, MAST-ARM MOUNTED                               |
| 8        | EACH  | SIGNAL HEAD, LED, 1-FACE, 5-SECTION, MAST-ARM MOUNTED                               |
| 4        | EACH  | PEDESTRIAN SIGNAL HEAD, LED, 2-FACE, BRACKET MOUNTED WITH COUNTDOWN TIMER           |
| 22       | EACH  | TRAFFIC SIGNAL BACKPLATE, LOUVERED, ALUMINUM  |
| 21       | EACH  | INDUCTIVE LOOP DETECTOR   |
| 1786     | FOOT  | PREFORMED DETECTOR LOOP   |
| 4        | EACH  | LIGHT DETECTOR  |
| 1        | EACH  | LIGHT DETECTOR AMPLIFIER  |
| 8        | EACH  | PEDESTRIAN PUSH-BUTTON  |
| 1        | EACH  | TEMPORARY TRAFFIC SIGNAL INSTALLATION   |
| 1        | EACH  | REMOVE EXISTING TRAFFIC SIGNAL EQUIPMENT  |
| 9        | EACH  | REMOVE EXISTING HANDHOLE  |
| 9        | EACH  | REMOVE EXISTING CONCRETE FOUNDATION   |
| 1        | EACH  | TEMPORARY TRAFFIC SIGNAL TIMING   |
| 1161     | FOOT  | EMERGENCY VEHICLE PRIORITY SYSTEM LINE SENSOR CABLE, NO. 20 3/C                     |
| 1        | EACH  | UNINTERRUPTIBLE POWER SUPPLY, SPECIAL   |
| 1        | EACH  | FULL-ACTUATED CONTROLLER AND SUPER P CABINET, TYPE IV, SPECIAL                      |
| 1        | EACH  | STEEL COMBINATION MAST ARM ASSEMBLY AND POLE WITH DUAL MAST ARMS, 28 FT. AND 52 FT. |
| 1        | EACH  | STEEL COMBINATION MAST ARM ASSEMBLY AND POLE WITH DUAL MAST ARMS, 26 FT. AND 54 FT. |
| 1        | EACH  | STEEL COMBINATION MAST ARM ASSEMBLY AND POLE WITH DUAL MAST ARMS, 30 FT. AND 56 FT. |
| 1        | EACH  | STEEL COMBINATION MAST ARM ASSEMBLY AND POLE WITH DUAL MAST ARMS, 28 FT. AND 60 FT. |
| 4        | EACH  | ILLUMINATED STREET NAME SIGN  |
| 4        | EACH  | PEDESTRIAN PUSHBUTTON POST, TYPE A  |

\* 100% COST TO THE CITY OF NAPERVILLE  
\*\* 50% COST TO THE CITY OF NAPERVILLE  
50% COST TO THE CITY OF AURORA

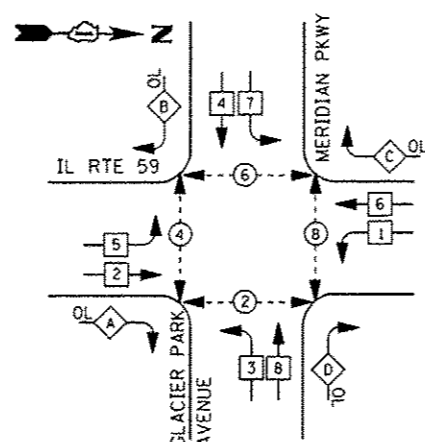
**LEGEND**



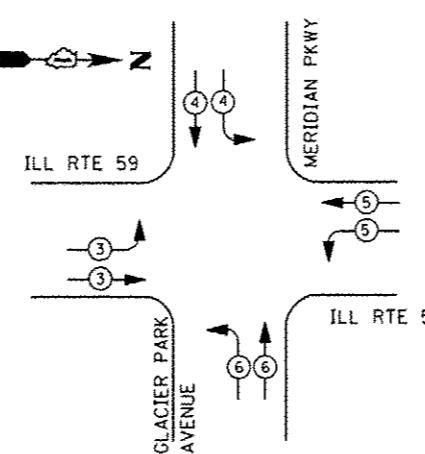

**RIGHT TURN OVERLAP PHASE DESIGNATION**

| OVERLAP LETTER | PERMISSIVE PHASE | PROTECTED PHASE |
|----------------|------------------|-----------------|
| A =            | 2                | 3               |
| B =            | 4                | 5               |
| C =            | 6                | 7               |
| D =            | 8                | 1               |

**CONTROLLER SEQUENCE**

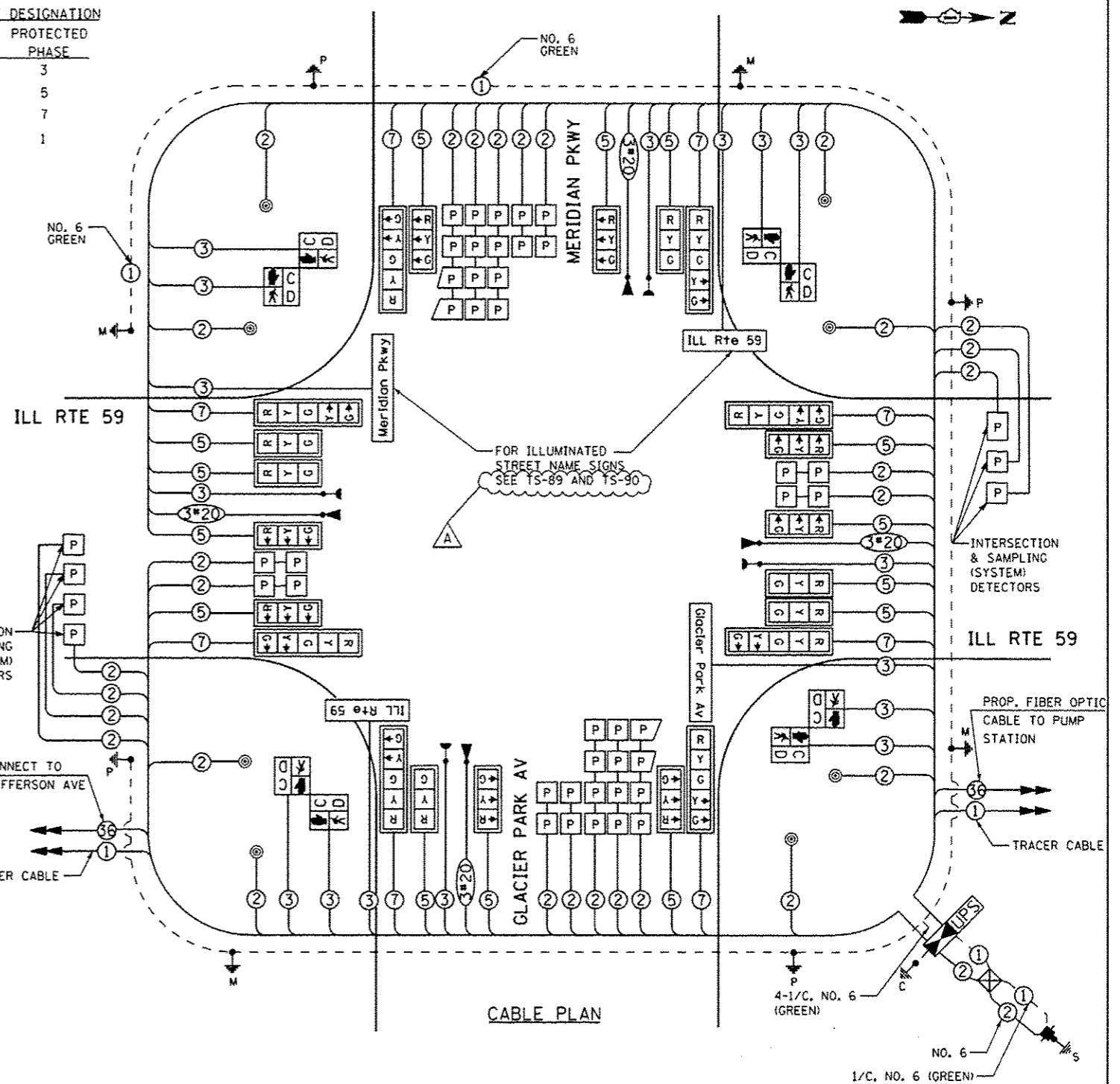


**PHASE DESIGNATION DIAGRAM**



**EMERGENCY VEHICLE PREEMPTION SEQUENCE**

| EMERGENCY VEHICLE PREEMPTORS |   |   |   |   |
|------------------------------|---|---|---|---|
| EMERGENCY VEHICLE PREEMPTOR  | 3 | 4 | 5 | 6 |
| MOVEMENT                     |   |   |   |   |



THE END OF THE TRACER CABLE SHALL BE CONTINUOUS AND EXTEND INTO THE CONTROLLER CABINET.

THE TRAFFIC SIGNAL CONTROL EQUIPMENT FOR THIS PROJECT SHALL BE "ECONOLITE" TO MATCH THE EXISTING ADJACENT SYSTEM

ALL LOOPS WITHIN LIMITS OF PCC ROADWAY RECONSTRUCTION SHALL BE PERFORMED TYPE

FOR COMBINATION POLE LIGHTING AND WIRING SEE ROADWAY LIGHTING PLANS SHEET 4 OF 15, TS-94 AND TS-96.

RESTORATION OF WORK AREA: RESTORATION OF THE TRAFFIC SIGNAL WORK AREA SHALL BE INCLUDED IN THE RELATED PAY ITEM SUCH AS FOUNDATION, CONDUIT, HANDHOLE, TRENCH AND BACKFILL, ETC., AND NO EXTRA COMPENSATION SHALL BE ALLOWED. ALL ROADWAY SURFACES SUCH AS SHOULDERS, MEDIAN, SIDEWALKS, PAVEMENT ETC. SHALL BE REPLACED IN KIND. ALL DAMAGE TO MOWED LAWNS SHALL BE REPLACED WITH AN APPROVED SOD, AND ALL DAMAGE TO UNMOWED FIELDS SHALL BE SEEDING IN ACCORDANCE WITH STANDARD SPECIFICATIONS 252 AND 250 RESPECTIVELY.

| I. D. O. T. TRAFFIC SIGNAL INSTALLATION ELECTRICAL SERVICE REQUIREMENTS |           |         |     |              |               |
|---|-----------|---------|-----|--------------|---------------|
| TYPE  | NO. LAMPS | WATTAGE |     | % OPERATIONS | TOTAL WATTAGE |
|   |           | INCAND. | LED |              |               |
| SIGNAL (RED)  | 22        | 135     | 17  | 0.50         | 187           |
| (YELLOW)  | 22        | 135     | 25  | 0.25         | 138           |
| (GREEN)   | 22        | 135     | 15  | 0.25         | 83            |
| ARROW   | 16        | 135     | 12  | 0.10         | 20            |
| PED. SIGNAL   | 8         | 90      | 25  | 1.00         | 200           |
| CONTROLLER  | 1         | 100     | 100 | 1.00         | 100           |
| ILLUM. SIGN   | 4         | --      | 120 | 0.50         | 240           |
| TOTAL =   |           |         |     |              | 968           |

ENERGY COSTS - BILLED TO: IDOT - DISTRICT 1  
201 W. CENTER CT.  
SCHAUMBURG, IL 60196-1096

ENERGY SUPPLY - CONTACT: BRIAN CHAMBERLAIN  
PHONE: NAPERVILLE ELECTRIC DEPT.  
630-420-6653