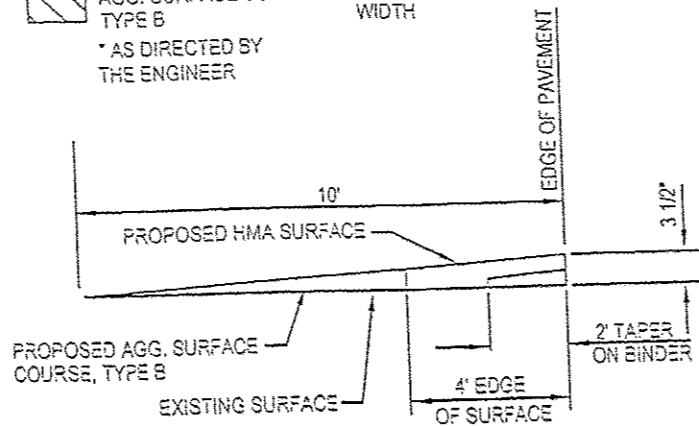
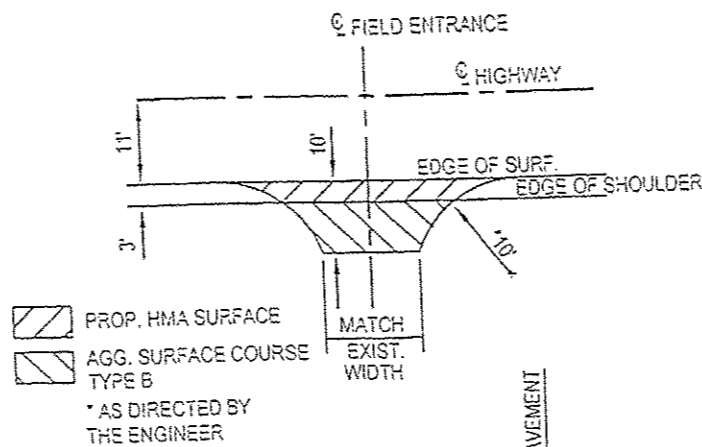
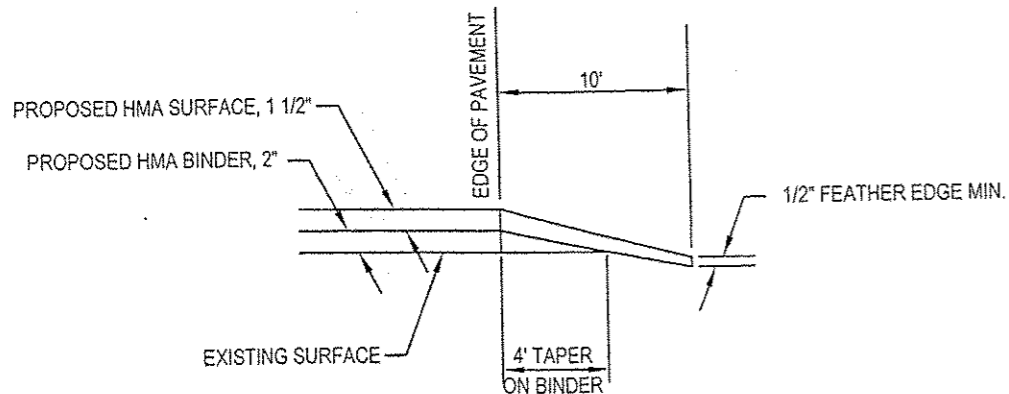
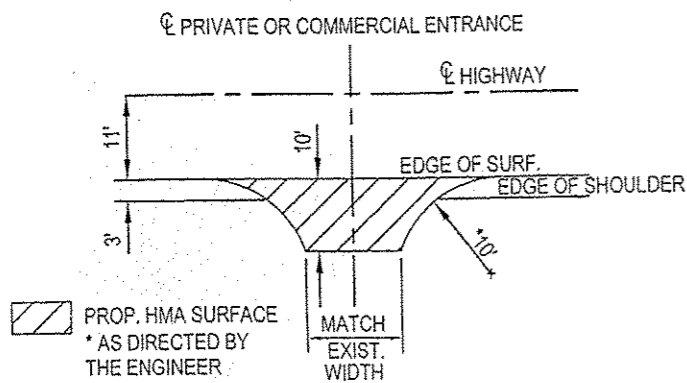


SIDEROAD DETAILS



FIELD ENTRANCE DETAILS



PRIVATE AND COMMERCIAL ENTRANCE DETAILS

SIDEROAD ENTRANCE QUANTITIES	
LOCATION	HOT MIX ASPHALT SURFACE COURSE, MIX "C", N70, TON
STA. 51+73 LT	11.97
STA. 78+25 RT	11.84
STA. 81+94 LT	8.29
TOTAL = 3 SIDEROADS	32.10

FIELD ENTRANCE QUANTITIES		
ENTRANCES	AGGREGATE SURFACE COURSE TYPE B, TON	HOT MIX ASPHALT SURFACE COURSE, MIX "C", N70, TON
ONE (1) ENTRANCE	4	1
TOTAL = 29 ENTRANCES	116	29

MAILBOX TURNOUT QUANTITIES		
TURNOUT	BITUMINOUS MATERIALS (PRIME COAT) GALLON	HOT MIX ASPHALT SURFACE COURSE, MIX "C", N70, TON
ONE (1) TURNOUT	4	1
TOTAL = 8 TURNOUTS	32	8

PRIVATE ENTRANCE QUANTITIES		
ENTRANCES	BITUMINOUS MATERIALS (PRIME COAT) GALLON	HOT MIX ASPHALT SURFACE COURSE, MIX "C", N70, TON
ONE (1) ENTRANCE	9	3
TOTAL = 10 ENTRANCES	90	30

COMMERCIAL ENTRANCE QUANTITIES		
ENTRANCES	BITUMINOUS MATERIALS (PRIME COAT) GALLON	HOT MIX ASPHALT SURFACE COURSE, MIX "C", N70, TON
ONE (1) ENTRANCE	10	2
TOTAL = 2 ENTRANCES	20	4