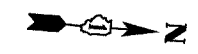
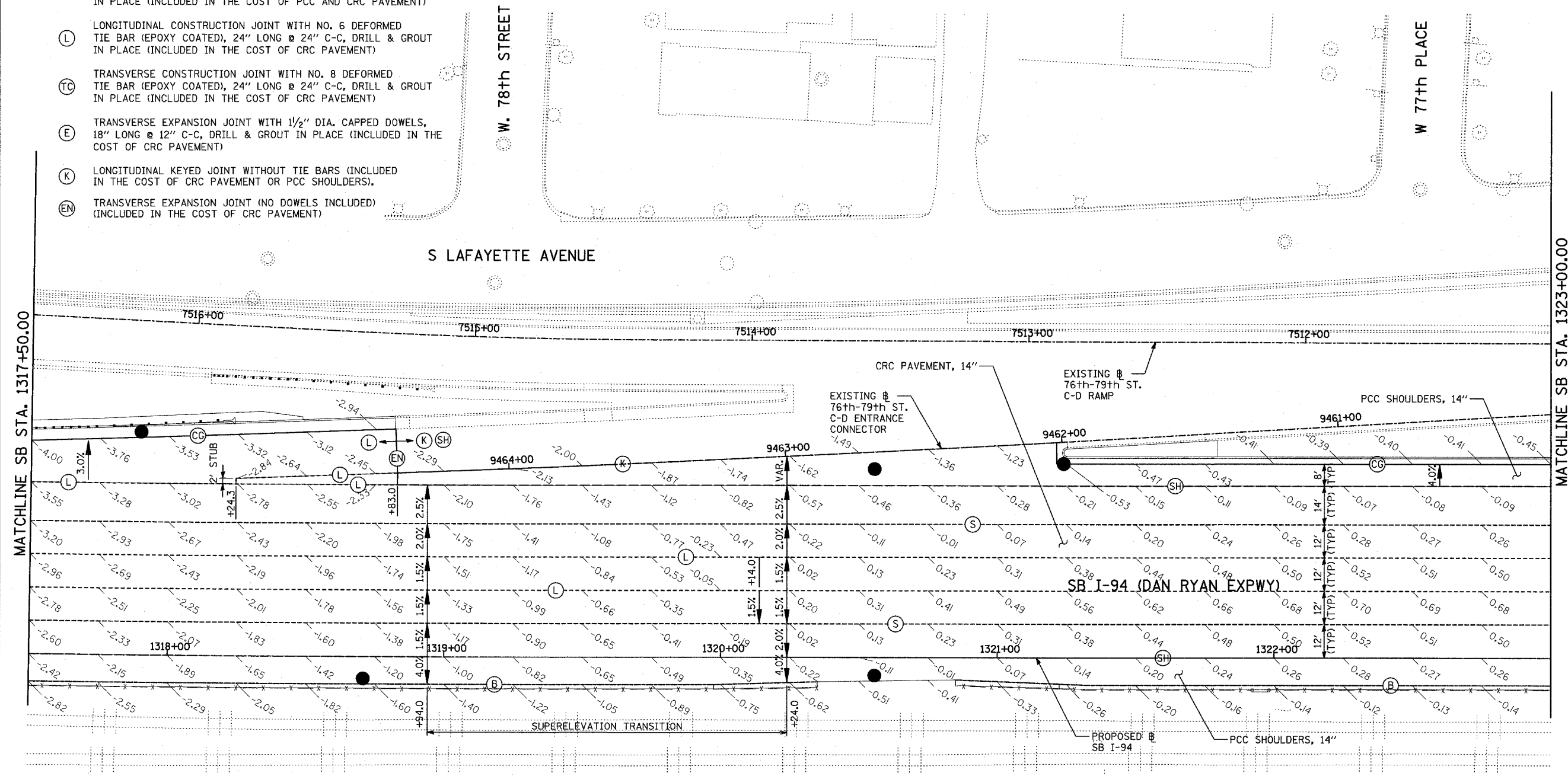


F.A.I. RTE.	SECTION	COUNTY	TOTAL SHEETS	SHEET NO.
94	1818 R-6	COOK	290	75
STA. 1313+00		TO STA. 1367+00		
FED. ROAD DIST. NO.		ILLINOIS FED. AID PROJECT		

60B18




- LEGEND:**
- (B) LONGITUDINAL BARRIER CONSTRUCTION JOINT. SEE TYPICAL SECTION DETAILS FOR DESCRIPTION.
 - (CC) CONSTRUCTION JOINT WITH NO. 6 DEFORMED TIE BAR (EPOXY COATED), 24" LONG @ 24" C-C, DRILL & GROUT IN PLACE (INCLUDED IN THE COST OF CURB & GUTTER)
 - (S) SAWED LONGITUDINAL JOINT WITH NO. 6 DEFORMED TIE BAR (EPOXY COATED), 30" LONG @ 30" C-C (INCLUDED IN THE COST OF CRC PAVEMENT)
 - (T) TRANSVERSE CONSTRUCTION JOINT WITH 1-1/2" DIA. DEFORMED TIE BARS (EPOXY COATED), 18" LONG @ 12" C-C, DRILL & GROUT IN PLACE (INCLUDED IN THE COST OF PCC PAVEMENT)
 - (SH) LONGITUDINAL SHOULDER CONSTRUCTION JOINT WITH NO. 6 DEFORMED TIE BAR (EPOXY COATED), 24" LONG @ 24" C-C, DRILL & GROUT IN PLACE (INCLUDED IN THE COST OF PCC AND CRC PAVEMENT)
 - (L) LONGITUDINAL CONSTRUCTION JOINT WITH NO. 6 DEFORMED TIE BAR (EPOXY COATED), 24" LONG @ 24" C-C, DRILL & GROUT IN PLACE (INCLUDED IN THE COST OF CRC PAVEMENT)
 - (TC) TRANSVERSE CONSTRUCTION JOINT WITH NO. 8 DEFORMED TIE BAR (EPOXY COATED), 24" LONG @ 24" C-C, DRILL & GROUT IN PLACE (INCLUDED IN THE COST OF CRC PAVEMENT)
 - (E) TRANSVERSE EXPANSION JOINT WITH 1/2" DIA. CAPPED DOWELS, 18" LONG @ 12" C-C, DRILL & GROUT IN PLACE (INCLUDED IN THE COST OF CRC PAVEMENT)
 - (K) LONGITUDINAL KEYED JOINT WITHOUT TIE BARS (INCLUDED IN THE COST OF CRC PAVEMENT OR PCC SHOULDERS).
 - (EN) TRANSVERSE EXPANSION JOINT (NO DOWELS INCLUDED) (INCLUDED IN THE COST OF CRC PAVEMENT)

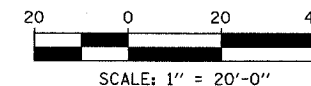


MATCHLINE SB STA. 1323+00.00

MATCHLINE SB STA. 1317+50.00



LOCATION MAP



- NOTES:**
- PAVEMENT ELEVATIONS GIVEN ARE AT 25' SPACING UNLESS OTHERWISE NOTED
 - ALL DEFORMED TIE BARS SHALL BE EPOXY COATED.
 - CONTRACTION JOINTS (UNDOWELED-SAWED OR GROOVED) SHALL BE PROVIDED ACROSS ALL PCC SHOULDERS. JOINT SPACING SHALL BE 15' C-C UNLESS OTHERWISE NOTED.

REVISIONS	
NAME	DATE

ILLINOIS DEPARTMENT OF TRANSPORTATION
 F.A.I. 94 (DAN RYAN EXPRESSWAY)
 PAVEMENT JOINTING AND ELEVATION PLAN
 SB I-94 (DAN RYAN EXPRESSWAY)
 STA. 1317+50.00 TO 1323+00.00
 SHEET 2 OF 11

SCALE: 1"=20'
 DATE: MARCH 1, 2006
 DRAWN BY: JJS
 CHECKED BY: MPG

TYLIN INTERNATIONAL