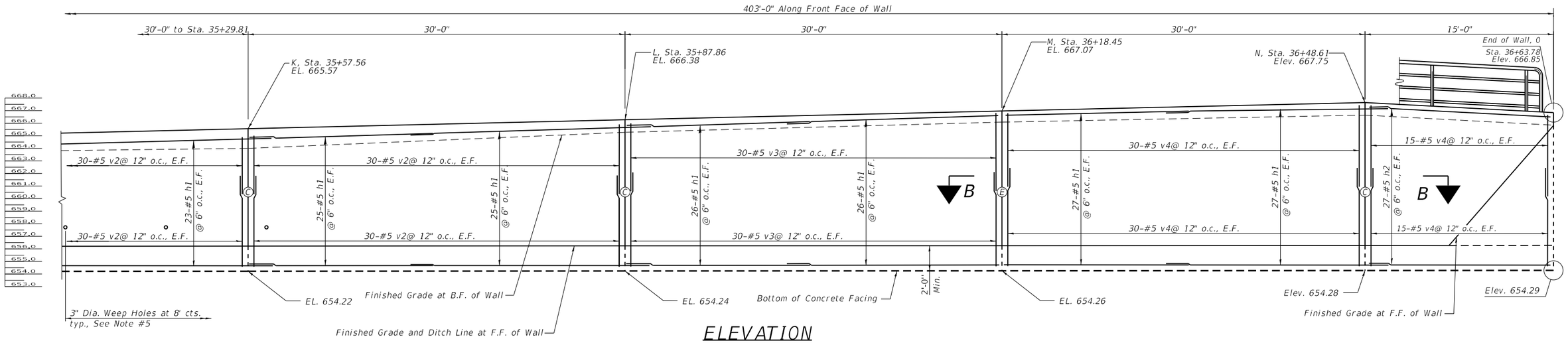

ELEVATION

(Looking at Front Face of Wall, Unfolded)

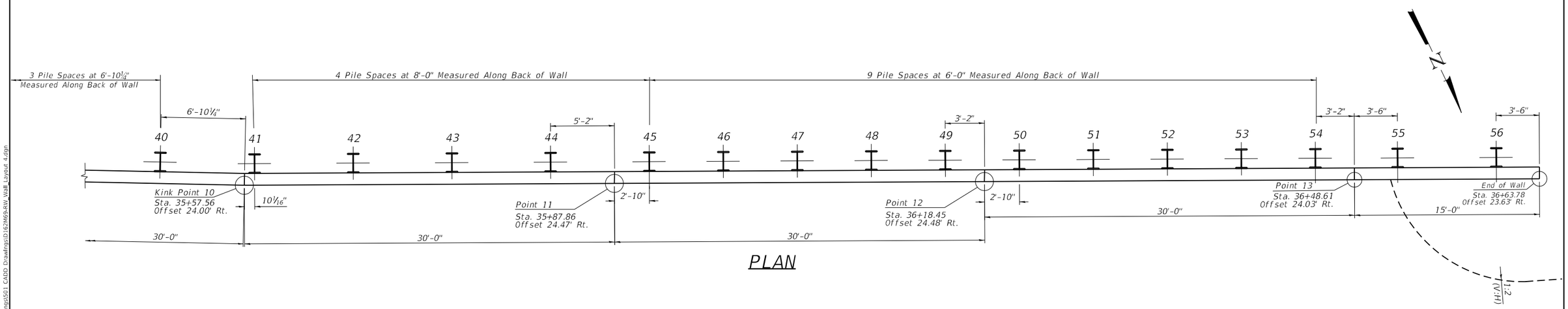

PLAN

REINFORCING BAR SCHEDULE

BAR	NO.	SIZE	LENGTH	SHAPE
h1(E)	1160	#5	17'-6"	——
h2(E)	54	#5	14'-8"	——
v1(E)*	536	#5	10'-6"	——
v2(E)	240	#5	7'-3"	——
v3(E)	120	#5	7'-6"	——
v4(E)	180	#5	7'-10"	——
d(E)	178	#4	2'-1"	⊓
Reinforcing Bars, Epoxy Coated			Pound	32,350

* Cut to fit

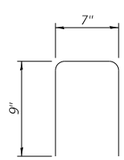

BAR d(E)

TABLE 4: POINTS

POINTS	STATION	OFFSET
KINK POINT 10	35+57.56	24.00' RT.
POINT 11	35+87.86	24.47' RT.
POINT 12	36+18.45	24.48' RT.
POINT 13	36+48.61	24.03' RT.
END OF THE WALL	36+63.78	23.63' RT.

PILE SUMMARY

PILE NUMBER	STATION	OFFSET	PILE SIZE	TOP OF PILE ELEV.	BOT. OF PILE ELEV.	PILE LENGTH
40	35+51.22	22.00' RT.	W18x119	662.75	632.75	30'-0"
41	35+58.38	22.27' RT.	W18x119	662.75	632.75	30'-0"
42	35+66.43	22.44' RT.	W18x119	663.00	631.00	32'-0"
43	35+74.57	22.57' RT.	W18x119	663.00	631.00	32'-0"
44	35+82.66	22.68' RT.	W18x119	663.25	631.25	32'-0"
45	35+90.75	22.75' RT.	W18x119	663.25	631.25	32'-0"
46	35+96.82	22.77' RT.	W18x119	664.50	632.50	32'-0"
47	36+02.89	22.79' RT.	W18x119	664.50	632.50	32'-0"
48	36+08.96	22.78' RT.	W18x119	664.75	632.75	32'-0"
49	36+15.03	22.76' RT.	W18x119	665.00	633.00	32'-0"
50	36+21.10	22.71' RT.	W18x119	665.00	633.00	32'-0"
51	36+27.17	22.65' RT.	W18x119	665.25	633.25	32'-0"
52	36+33.24	22.57' RT.	W18x119	665.25	633.25	32'-0"
53	36+39.31	22.47' RT.	W18X119	665.50	633.50	32'-0"
54	36+45.38	22.35' RT.	W18x119	665.50	633.50	32'-0"
55	36+52.15	22.99' RT.	W18x119	665.50	633.50	32'-0"
56	36+60.25	22.78' RT.	W18x119	665.50	633.50	32'-0"